



Children in Action


As children are continually exposed to the relationship between the gospel and the Great Commission through missions discipleship, they will better understand their part in God's plan. One of the greatest benefits of missions discipleship is that it helps young believers understand God can use them now – even in their youth – to share His love with others and make a difference. These experiences are often the first seeds of the call to missions that God plants in the lives of our North American Mission Board (NAMB) and International Mission Board (IMB) missionaries.

Designed for children in grades 1–6, *Missions Journey: Kids* will captivate your children's minds and hearts as they

- **learn** biblical accounts of God's love for all people and His plan for saving them;
- experience **prayer** as an active, vital part of supporting God's mission;
- discover **giving** to missions supports God's mission and demonstrates the proper role of financial resources in a Christian's life; and
- take part in God's mission as they **share their faith** with others through missions projects and activities.

Keep Reading to
Find Out How You
Can Save 20%!

WMU[®]
God's mission.
Our passion.



Curriculum Resources

Missions Journey: Kids Leader

Weekly lessons focus on different aspects of missions discipleship and teach the biblical foundation of missions, including the importance of Scripture memorization, in each lesson.

Annual subscription (4 quarterly issues):


- Print - \$26.99
- Digital - \$24.99
- Print/digital bundle - \$30.99



Missions Journey: Kids Adventure

Mission stories, prayer prompts, games, puzzles, recipes, and coloring pages correspond with weekly *Missions Journey: Kids Leader* lesson plans. *Missions Journey: Kids Adventure* is designed to get children excited about learning!

Annual subscription (4 quarterly issues) • \$17.99



Missions Journey: Kids Leader Kit

The quarterly kit includes a map of the missions area, a missions photo, and a memory verse poster that help leaders turn each monthly unit into an interactive learning environment.

Annual subscription (4 quarterly issues) • \$59.99

To purchase, visit wmostore.com or call Customer Service at (205) 995-4850 Monday–Thursday, 8:00 a.m.–5:00 p.m. (CT).



Keep Reading to
Find Out How You
Can Save 20%!

How do I get missions discipleship started at my church?

1

Read through the **one-week lesson** below.



2

Check out wmu.com/howtoleadchildren if you have questions about getting started.

3

Schedule a free, no-strings-attached **video call with Heather Keller** to make sure all your questions are answered.

We're here to help!



For questions about starting or leading a group: Contact Heather Keller, National WMU ministry consultant, at hkeller@wmu.org or (205) 995-4816. **Schedule a 30 minute video call with Heather at calendly.com/wmu-children**

4

Don't forget to connect with your state and associational WMU for events and training. Find links to state WMU websites at wmu.com/statecontacts.

New Customers: Save 20% Today!

Ready to get started and be on mission? **Enjoy 20% savings** on your **new curriculum order** by calling WMU Customer Service at (205) 995-4850, Monday–Thursday, 8:00 a.m.–5:00 p.m. CT. Be sure to mention promo code **START20**. (Some restrictions apply. Discount not available at wmustore.com.)

WMU[®]
God's mission.
Our passion.

MISSIONS JOURNEY: *Kids*



LEADER

SEPTEMBER • OCTOBER • NOVEMBER • 2024

SEPTEMBER:

PARIS, FRANCE

OCTOBER:

F.A.I.T.H. RIDERS

NOVEMBER:

SOUTH AMERICA



SEPTEMBER 2024

Loved So Much in *Paris, France*

Jason and Cassie Harris

Missionary Snapshot Information:

Jason and Cassie Harris are serving as Southern Baptist missionaries in Paris, France. They lead the Euro team, which is focused on church planting throughout the city and its many suburbs.

Children:

Kerah – age 14
 Jude – age 11
 Silas – age 9
 Ethne – age 3

Area of Service: Paris, France

Hobbies:

Jason – guitar and reading
 Cassie – painting and art
 Kerah – reading and piano
 Jude – soccer and drums
 Silas – climbing and bass
 Ethne – dolls

Favorite Bible Verses:

Jason – 2 Corinthians 2:14–16
 Cassie – 2 Corinthians 5:17
 Kerah – Isaiah 41:10



Visit wmu.com/ThisMonth for additional learning resources related to this month's unit.

Includes missions and Scripture videos you can show your group!

Month at a Glance

Paris, France may be known as the City of Light because it was the first city in the nineteenth century to use gas lamps to light its streets, but it is also a city of spiritual darkness, because many people do not know Jesus and His gift of salvation. Missionaries Jason and Cassie Harris are finding creative ways to make friendships that will lead to growing churches throughout the city and its many suburbs. This month children will learn how they can share Jesus and be a good neighbor in their communities, too!

Week One: Introduction

Children will be introduced to Southern Baptist missionaries Jason and Cassie Harris and the city and culture of Paris, France. They will learn what it means to plant churches and how God uses the Harris family's many talents and skills to share His love with others.

Week Two: Discipleship

Children will learn Jesus gave an example of how to be a good neighbor in the story of the Good Samaritan. They will explore how they can be a good neighbor through compassionate acts of kindness.

Week Three: Missions

This week children will hear how missionaries Jason and Cassie Harris introduce their friends – new and old – to Jesus. Children will be writing poetry, singing, drawing, tasting, and hand jiving as they learn more how God's love is shared with the people of Paris . . . and beyond!

Week Four: Application

Children will participate in a Neighborhood Olympics outreach, learn more about the creative ways Jason and Cassie Harris are planting churches in Paris, or take part in the unique individual achievement plan for their missions group.

By the end of the month, children learn how to do missions according to Scripture!

Bible Verse

“Which of the three do you think was a neighbor to the man who was attacked by robbers?’ The authority on the law replied, ‘The one who felt sorry for him.’ Jesus told him, ‘Go and do as he did.’”
 (Luke 10:36–37)

We provide options: large group game, small group game, recipes, crafts, and more.

Cooperative Program

Badge/ Patch

Award the Cooperative Program Badge/Patch to children who participate in this activity and learn how Southern Baptists use the Cooperative Program to fund various missions and ministries.

Supplies:

- craft sticks (4½-by-¾", 20 per square unit)
- wood glue
- markers

Instructions:

1. Place 12 craft sticks in a neat line. (*Optional:* Place them in the empty notecard box).
2. Use wood glue to secure 8 craft stick braces, evenly spaced, to the other 12 craft sticks. The top and bottom stick braces should be placed below the rounded part of the 12 craft sticks. Make sure at least some of the craft stick braces touch each of the outer craft sticks without extending beyond their edges.
3. Use a marker to write the name of your church on each craft stick unit.
4. Use a sticky note or index card to record how many units you are sending.
5. Send completed craft stick units and the sticky note or index card reporting the number of units before November 1, 2024 to:

WMU, SBC
100 Missionary Ridge
Birmingham, AL 35242


Optional: We want to see your children at work! With permission, video children working on their craft stick units. Make sure to also take a video of them saying, "We're working together!" that may be included in the houseboat unveiling video. Email videos to children@wmu.org, Subject: Craft Stick Houseboat.



Badges/
patches can be
added to vests
or sashes, which
are available
to purchase on
wmustore.com.

Each month provides
your group a project
to complete and a
badge/patch to earn.

- sticky note or index card
- empty notecard box (5¾-by-4½") (*optional*)
- electronic recording device (*optional*)



September 1 Week One

Introduction

Overview

Children will be introduced to Southern Baptist missionaries Jason and Cassie Harris and the city and culture of Paris, France. They will learn what it means to plant churches and how God uses the Harris family's many talents and skills to share His love with others.

Bible Verse

“Which of the three do you think was a neighbor to the man who was attacked by robbers?’ The authority on the law replied, ‘The one who felt sorry for him.’ Jesus told him, ‘Go and do as he did.’” (Luke 10:36–37)

The same verse is used throughout the month so you can help children hide God's Word in their hearts.

Don't forget to send home a copy of the September "Family Missions Focus" (p. 23) this week!

Keep parents informed and involved with the Family Missions Focus!

Help get children in the right mindset with a fun opening activity.

OPENING

Welcome children with a game or activity of your own choosing. Or, complete this activity with your group as they arrive.

Paris Street Art

■ SUPPLIES

- Poster 6 from the *MJK Leader Kit*
- MJK Adventure*
- butcher paper (approximately 6')
- construction paper
- scissors
- glue
- colored pencils, crayons, markers, paint, paintbrushes

Before the session, measure out approximately 6' of butcher paper and write *LOVE YOUR NEIGHBOR* in large letters on the paper. Tape the butcher paper on a wall at children's standing level. Mount the "September Memory Verse" (Poster 6) above the butcher paper for inspiration.

1. As children arrive, invite them to draw, paint, or cut shapes from construction paper and glue them to the butcher paper to show ways they can love their neighbor. (Ex. bake brownies, pull weeds, share a book, etc.) Encourage children to be creative and have fun using the art materials available.
2. Once all children have arrived, say: *Street art can be found throughout the streets of Paris, France.* Direct their attention to "September Memory Verse." Continue to allow children time to express how to love their neighbor through art.
3. Say: *This month we will be learning how to be a good neighbor, how to love our neighbors, and about planting churches in Paris, France.*
4. Once the mural is completed, lead children to recite together the "September Memory Verse."
5. After everyone has arrived, take attendance. Recognize any children with birthdays this week. Recite the pledge, scripture verse, and motto for your group.

STORY

As you prepare to lead the Story activity, please take a moment to review the "younger" and "older" suggestions to use with this section. Remember that the story is also printed on p. 4 in *MJK Adventure for children* to read along. Use these instructions to create an engaging story time that fits the needs of your group!

Meet the Harris Family

Jason Harris is a church planter in Paris, France. His work includes starting new churches in Paris, training people to help with church planting, and planning events where church members can meet people and share the good news of God's love. Jason also spent time this year working with 2024 Summer Olympics volunteers. They came to Paris to share Jesus with the nations who participated in and watched the sport competitions.

Cassie, Jason's wife, uses her talent for painting and art to meet people and have conversations about how they can know Jesus and His love for them.

Silas is nine years old and enjoys climbing and playing the bass instrument.

Ethne is the youngest in the Harris family, and she enjoys playing with dolls.

Jude and his siblings invited other children to an art project event in a park. Then they invited the children and their families to come to church.

Connect this week's story to the second week's discipleship Bible story!

Kerah is the oldest child in the Harris family, and she has learned to play the piano and enjoys reading. She and her siblings share about God's love with their friends at school.

A **baguette** is a long, crisp loaf of French bread – it's also the name of the Harris family's cat! In Paris, it's common to see people eating baguettes on the street. And every year, the city holds a contest to choose the best baguette. When the Harris family walks the streets of Paris, they pass by many bakeries and can smell the delicious aroma of freshly baked bread. No wonder the Harris family decided to name their favorite feline friend after this traditional, tasty loaf!

Choose one of the following younger/older activities for the story:

Tailor this week's story to a younger OR older group!

YOUNGER (GRADES 1–3)

Paris Church Planting Word Search

■ SUPPLIES

- Posters 7 and 8 from the *MJK Leader Kit*
- MJK Adventure*
- pencils

1. Display the “September Focus Area Map” (Poster 7) and the “September Missionary Photos” (Poster 8).
2. Say: *Jason and Cassie Harris are church planters in Paris, France, which means they find creative ways to meet people and then invite them to learn about God's love for them. As the group gets larger, it can grow to become a church. The new church will give people the opportunity to not only hear about Jesus' love, but also grow in their understanding of God while they study and worship with other people.*
3. Ask children to turn to “Meet the Harris Family” (p. 4 in *MJK Adventure*). Read the story aloud while children follow along.
4. Direct children to the word box for “Paris Church Planting Word Search” (p. 6 in *MJK Adventure*) and instruct them to find the words in the word search puzzle.
5. Ask children if they can think of other words they heard in the story that might describe church planting (*joyful, compassion, conversations*). Help them write those words on the word search page under *Think About It*.

OLDER (GRADES 4–6)

Talent Search

■ SUPPLIES

- Posters 1a and 8 from the *MJK Leader Kit*
- MJK Adventure*
- pencils

Before the session, make a copy of the “Talent Search Questionnaire” (Poster 1a) for each child.

1. Display the “September Missions Photos” (Poster 8). Ask children to turn to “Meet the Harris Family”

(p. 4 in *MJK Adventure*). Allow volunteers to take turns reading.

2. Say: *In the story, we heard that Cassie uses her art talents to have conversations about Jesus with others. God can use the many talents and skills you have, too, to help others learn about God's love. Let's answer the “Talent Search Questionnaire” to consider ways you can share His love with others.*
3. When they are done, ask volunteers to share something they are good at and a way they could use it to share Jesus with others.
4. Pray for children to remember God gave them interests and talents to bring Him glory, and for the Holy Spirit to help them share about Jesus with those around them.

MAKING CONNECTIONS

Connect what children have learned so far with the Scripture focus of the month. Use the following activity to introduce the Scripture and make those connections!

Church Planting Time

■ SUPPLIES

- Posters 2 and 6 from the *MJK Leader Kit*
- Tape

Before the session, cut apart the “Church Planting Statements” (Poster 2). Tape each of the Statements and the Illustration under a chair.

1. Say: *Missionaries Jason and Cassie Harris are Church Planters. Planting a church is similar to planting a flower. Today we are going to pretend to plant a church, but we'll need to follow the instructions. Look under your seat for a piece of paper.*
2. Say: *Look at the Church Planting Statement you found under your seat. If you have No. 1, please read it aloud. After the child reads, say: This first step is like getting a container to put the soil in. The plant—in this case, a church—needs somewhere to start growing. (Help children notice the illustration on the statement.)*
3. Ask the child to tape the statement to the wall, lower down.
4. Say: *What would be the next step in planting a church? (The child with Statement #2 – Invite people to the event – should read his card.) What would this action be like if you were planting a flower? (Help the child notice the illustration on his card: Adding soil to the flower pot). Ask him to tape his statement just above Statement #1. Repeat until all the statements have been added to the wall. Ask the child with the Church Illustration to place her card at the top of all the Church Planting Statements. Say: We have just planted a church!*
5. Display the “September Memory Verse” (Poster 6) and ask children to read it aloud with you. Say: *Church planters meet and invite their neighbors to church. Church planters are always ready to share*

Choose an Adventure Activity that best fits your group to reinforce this week's lesson.

about Jesus, whether they are waiting in line at the grocery, sitting next to someone on a bus, or sitting beside someone at a sporting event. We can be like church planters in our community, too!

ADVENTURE ACTIVITY

Complete one or both of these activities as a group using the instructions found in MJK Adventure.

Eiffel Tower Scripture Build

■ SUPPLIES

- MJK Adventure
- Bibles for each group
- small sticky notes (or paper and tape)
- medium-sized building blocks for each group
- pens or pencils

1. Direct children to "Eiffel Tower Scripture Build" (p. 5 in *MJK Adventure*).
2. Say: *The Eiffel Tower is a famous structure in Paris. The Eiffel Tower was designed by a man named Gustave Eiffel. It was completed in 1889 as the entrance gate for the World's Fair, which was held in Paris that year. Many people from around the world visit the Eiffel Tower each year.*
3. Divide children into groups of two or three, and give each group sticky notes and pens or pencils.
4. Direct groups to choose a scripture verse from "Eiffel Tower Scripture Build" and write each word of the verse on a separate sticky note.
5. Guide groups to attach the sticky notes to blocks, and then build a block tower so the verse is readable as a sentence (top-down or bottom-up).
6. Allow groups to share their towers and read their scripture verses.
7. Encourage children to applaud as each group shares.

Helping Hands Poster

■ SUPPLIES

- Poster 3a from the MJK Leader Kit
- construction paper
- pencils
- scissors
- glue

1. Display "1 John 3:18" (Poster 3a).
2. Ask: *Who is your neighbor?* (Allow children time to answer the questions.)
3. Say: *Our neighbor is everyone. We show we are a neighbor by how we treat others, especially those who are in need.*
4. Give each child a full sheet of construction paper. Instruct children to fold the paper in half. They should place one hand on the paper with their thumb and forefinger touching the fold. With their other hand, have them trace their hand.
5. Guide them to cut the handprint out without cutting the ends of the thumb and forefinger. When the child opens the sheet, she will have two handprints connected at the thumb and forefinger.
6. Instruct children to flip their handprints upside down so their thumbs and forefingers together form a heart.

Look for a different prayer activity each week to help children learn the importance of prayer as a missional characteristic.

7. Give each child another sheet of construction paper and ask them to glue their handprints upside down to the sheet.
8. Direct children's attention to "1 John 3:18" (Poster 3a). Ask for a volunteer to read the verse.
9. Say: *Some action requires we use our hands. What are some ways you can use your hands to help people in need?* Write their suggestions on a white board or sheet of paper.
10. Lead children to write the scripture verse on their paper and to write around their handprints some of the ways they mentioned they can help people.

PRAYERTIME

Guide your group to participate in this activity together.

Missions Prayer Litany

■ SUPPLIES

- MJK Adventure
- Poster 3b from the MJK Leader Kit
- copies of "Family Missions Focus" (p. 23, one for each child)

1. Read about the Week 1 "September Missionaries of the Week" (p. 16 in *MJK Adventure*).
2. Say: *A litany is a prayer said aloud in a group. One person reads a sentence as the leader. The group will respond with a sentence that is repeated throughout the litany. The word litany can mean "list." We are going to make a list of prayers for missionaries Jason and Cassie Harris, and the missionaries listed this week in MJK Adventure.*
3. Guide children to write a litany using "Missions Prayer Litany" (Poster 3b) as a guide.
4. Once the Missions Prayer Litany is completed, ask for a volunteer to be the first reader and a volunteer to be the second reader. Say: *After a reader reads the statement, we will all say together 'Go into all the world.'*
5. Let children read the litany as a prayer.
6. Send home with each child a copy of "Family Missions Focus" (p. 23). If your group will be participating in the Week 4 Outreach ("Neighborhood Game Day," p. 17), include information for parents.

Family Missions Focus

September 2024

Loved So Much in *Paris, France*

This month, children will learn how missionaries Jason and Cassie Harris are finding creative ways to make friendships that will lead to new and growing churches throughout the city and its many suburbs.

Bible Focus

The Scripture Verse for this month is Luke 10:36–37. Write each word of the scripture on a different small piece of paper and put them all in an empty container. Allow each member of your family to draw a word. As a family, say the scripture verse together. Each time a word that was drawn is said, the person who drew the word should pop up and sit back down. Draw new words and repeat saying the scripture pop-up style. Continue until the scripture verse is memorized. (*Option:* Try other actions each time you repeat the verse, like clap your hands, do a jumping jack, etc.)

Ministry Focus

Missionary Jason Harris says making friends in Paris takes time. He’s found that sitting and sharing a meal or coffee is the best way to do this. While eating a meal or drinking coffee, he can get to know the other person by asking them questions and listening to them. Plan to have a family meal with your child where you turn off electronic devices and ask each other questions like *what was something fun you did today? What was something that made you laugh? Did you learn something new today?* Encourage them to do the same thing with children they eat lunch with at school.

Missions Focus

▶▶▶ Neighborhood Block Party

The Harris family plans events that bring people together for an activity so they can have opportunities to share about God’s love. Plan a Neighborhood Block Party to bring your neighbors together for a potluck meal, some fun, and to share God’s love. Set up outdoor games to promote conversation and interaction between participants. Invite your neighbors to your church if they do not attend church.

▶▶▶ Sidewalk Art

This month, your child learned about street art in Paris. Missionary Cassie Harris uses art to bring people together to paint and she also shares with them that God loves them so much. With your child, find a sidewalk in a public area where lots of people walk. Using chalk, draw on the sidewalk a message about God’s love. Pray for the people you see passing by as you work and share with people who may talk with you about what you are doing. You can share God’s love in a creative way!

▶▶▶ Cookie Exchange

Invite your neighbors to a cookie exchange. Encourage families to bring three dozen cookies. Each family will go home with two dozen assorted cookies made by all the neighbors. The third dozen will be used to make assorted cookie packages for each family to take with them to share with someone they know who needs to feel loved. Provide supplies for each family to make a note to include with the cookie package they will share.

Use this resource to reinforce what your child is learning every month in your children’s missions group.

NOTES FROM YOUR CHILD’S LEADERS:

WMU® grants permission for leaders to copy this page for each child’s parent(s) or guardian(s).

MISSIONS JOURNEY: *Kids*

ADVENTURE

SEP • OCT • NOV • 2024



SEPTEMBER:

Paris, France

OCTOBER:

Motorcycle Ministry

NOVEMBER:

South America

Meet the Harris Family

JASON HARRIS is a Church Planter in Paris, France. His work includes starting new churches in Paris, **training** people to help with church planting, and **planning** events where **church** members can meet **people** and share the Good News of God's love. Jason also spent time this year working with 2024 Summer Olympics volunteers. They came to Paris to share Jesus with the nations who participated in and watched the sport competitions.



ETHNE is the youngest in the Harris family, and she enjoys playing with dolls.



A **baguette** is a long, crisp loaf of bread—it's also the name of the Harris family's cat! In Paris, it's common to see people eating baguettes on the street. And every year, the city holds a contest to choose the best baguette. When the Harris family walks the streets of Paris, they pass by many bakeries and can smell the delicious aroma of freshly baked bread. No wonder the Harris family decided to name their favorite feline friend after this traditional, tasty loaf!



CASSIE, Jason's wife, uses her **talent** for painting and art to meet people and have conversations about how they can know **Jesus** and His love for them.



KERAH is the oldest child in the Harris family, and she has learned to play the piano and enjoys reading. She and her siblings **share** about God's **love** with their **friends** at school.



SILAS is nine years old and enjoys climbing and playing the bass instrument.



JUDE and his siblings invited other children to an art project event in a park. Then they **invited** the **children** and their **families** to come to church.



JASON AND CASSIE HARRIS

are serving as Southern Baptist missionaries in Paris, France. They lead the Euro team, which is focused on church planting throughout the city and its many suburbs.

Children:

Kerah—age 14

Jude—age 11

Silas—age 9

Ethne—age 3

Favorite Bible Verses:

Jason—2 Corinthians 2:14–16

Cassie—2 Corinthians 5:17

Kerah—Isaiah 41:10

Eiffel Tower Scripture Build

What you need:

- sticky notes (or paper and tape)
- medium-sized building blocks
- pen or pencil

What you do:

1. Write each word of one of the Bible verses on this page on a piece of paper or index card.
2. Tape the cards to blocks.
3. Build a tower using the word blocks. Try to put the blocks in order, so that when your tower is complete, it's easy to read the verse.

The Eiffel Tower, although it is a building, has also become a symbol—something that represents something else. It is a symbol of the city of Paris, because it is so recognizable.

In the same way, the cross has become a symbol of Christ's love, because He died on it to save us from our sins. When we see a cross, it helps us remember how much Jesus loves us.

We can learn scripture verses about Jesus' love to share with others. Learn a verse by using it to build your own "Eiffel Tower." Share what you learned with a neighbor!

"The three most important things to have are faith, hope and love. But the greatest of them is love."
1 Corinthians 13:13

"Be loving in everything you do."
1 Corinthians 16:14

"Give thanks to the Lord, because he is good. His faithful love continues forever."
1 Chronicles 16:34

"Do to others as you want them to do to you."
Luke 6:31

"Here is my command. Love one another, just as I have loved you."
John 15:12

We provide children their own magazine to increase ownership of what they are learning.

Fun activities help children learn Scripture and missions!

Paris Church Planting Word Search

Look at the words from this week's story in the Word Box. Find these words in the puzzle below. How is each word important to Church Planting?

We provide fun and interactive ways to reinforce the missions concepts children are learning.

T R A P H F T R W S M Q R R N
A J U L R R B R S K E H B D H
L F X A O I I Q A H W L K K V
E S H N G E X J P I A C O C J
N L M N H N G E Q M N R C V T
T Y E I C D N S P Y G I E T E
J E E N L S W U S L T V N W Y
O P T G C F I S Q N H Y S G Q
E W P Z H P A N N V Q P G Y S
S U Y U U T E M V T D D N M M
V H G Q R R S O I I X P A J T
O S H W C M A A P L T U X Z I
V F Q Z H P G A F L I E T Z F
S C H I L D R E N Z E E D S I
Q N X H J Y J X J C K W S G C

Word Box:

training	invited	people
planning	share	love
church	Jesus	talent
meet	families	friends
		children

Think About It . . .

What other words could be used to talk about church planting?



SEPTEMBER



Missionaries of the Week

North American Mission Board

WEEK 1

Crystal Capps

Birthdate: September 4
Place of Service: South Carolina

imb INTERNATIONAL MISSION BOARD

IL

Birthdate: September 4
Area of Service: Asian Pacific Rim Peoples

North American Mission Board

WEEK 2

Shane Lester

Birthdate: September 11
Place of Service: Nebraska

imb INTERNATIONAL MISSION BOARD

Allie White

Birthdate: September 11
Area of Service: Sub-Saharan African Peoples

North American Mission Board

WEEK 3

Timothy Recker

Birthdate: September 18
Place of Service: Georgia

imb INTERNATIONAL MISSION BOARD

JT

Birthdate: September 18
Area of Service: Northern African and Middle Eastern Peoples

North American Mission Board

WEEK 4

Dudley Hale

Birthdate: September 25
Place of Service: Alberta

imb INTERNATIONAL MISSION BOARD

Brandon Gregory

Birthdate: September 25
Area of Service: European Peoples

When praying for missionaries celebrating birthdays this month, ask God to help with the following:

- Pray for God to provide for the physical needs of missionaries and believers in their countries.
- Pray for missionaries to look to God for encouragement and strength.
- Pray for believers to grow strong in their faith as missionaries disciple them.

1 Plan an event, such as an art show or a cookout.



2 Invite neighbors to the event.



3 Share about Jesus with neighbors at the event.



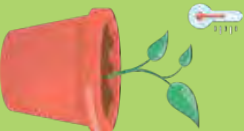
4 Invite neighbors at the event to come to your house to study the Bible.



5 Pray for the people to grow in their knowledge of Jesus.




6 The people start following God's commands.



7 God makes the church grow and grow!



8 Help the new church start other new churches.



FRÈRE JACQUES

Missionaries like Jason and Cassie Harris have to learn how to speak the language of the people they serve. You may remember this song from when you were younger—try singing it in English and then in French. Then sing the words of the scripture verse to the same tune!

Brother John (English)

Are you sleeping,
are you sleeping,

Brother John, Brother John?

Morning bells are ringing,
morning bells are ringing.

Ding, ding, dong.
Ding, ding, dong.


Frère Jacques (French)

Frère Jacques, Frère Jacques,
(Fray-ruh zhah-kuh, Fray-ruh zhad-kuk)

Dormez-vous? Dormez-vous?
(door-may VUH? door-may VUH?)

Sonnez les matines,
(son-nay lay ma-TEE-nuh,
Sonnez les matines.
son-nay lay ma-TEE-nuh)

Din, din, don. Din, din, don.
(deen, deen, dun. Deen, deen, dun)



Luke 10:25–37

Jesus teaches, Jesus teaches

how to be, how to be

a good neighbor,
a good neighbor.

Do likewise. Do likewise.

POSTER 5A • Singing in French • Week 3, Younger Story • September 2024 Missions Journey: Kids Leader Kit

Jesus

Loves

Me

Know

Bible

So

Little

Ones

They

Weak

Strong

Yes

POSTER 5B • Pop-up Song • Week 4, Opening • September 2024 Missions Journey: Kids Leader Kit

