



# Adults on Mission

Adults who are personally engaged in the Great Commission are the leaders, servants, and disciples every Southern Baptist church desperately needs. Why? Because Christians who live on mission are the biblical standard for Christian discipleship. Faithful believers who live on mission demonstrate a joy and enthusiasm for serving Jesus that the rest of the church can follow. They know the mission matters most and do what it takes to help the church learn about missions, pray for missions, support missions, do missions, and tell about Jesus! These are often the people who are helping raise up the next pastors, teachers, and missionaries in your church, too.

Adults on Mission® is ongoing missions discipleship groups for men and women. When churches include missions discipleship curriculum in adult groups, participants will

- **learn** of ways Christians can fulfill God's mission in the world;
- devote time to **praying** for missionaries and the fulfillment of the Great Commission;
- **give** generously and sacrificially to advance the work of God's mission; and
- develop a missional lifestyle through actively **sharing their faith** with those around them.

Keep Reading to  
Find Out How You  
Can Save 20%!

**WMU**<sup>®</sup>  
God's mission.  
Our passion.

# MISSIONS for Life

Twelve Months of Missions Plans



## Curriculum Resources

### Missions for Life

Missions for Life® provides 12 months of missions discipleship for adult small groups, families, and individuals. This is an ideal missions discipleship resource for small membership churches that need intergenerational discipleship curriculum. Available in both English and Spanish in print and digital formats.

- Print - \$21.99
- Digital - \$19.99

To purchase, visit [wmustore.com](http://wmustore.com) or call Customer Service at (205) 995-4850 Monday–Thursday, 8:00 a.m.–5:00 p.m. (CT).



Keep Reading to  
Find Out How You  
Can Save 20%!



# How do I get missions discipleship started at my church?

1

Read through the **one-week lesson** below.




2

Check out [wmu.com/howtoleadadults](http://wmu.com/howtoleadadults) if you have questions about getting started.

3

Schedule a free, no-strings-attached **video call with Stephanie Newton** to make sure all your questions are answered.

*We're here to help!*



For questions about starting or leading a group: Contact Stephanie Newton, National WMU ministry consultant, at [snewton@wmu.org](mailto:snewton@wmu.org) or (205) 991-4017. **Schedule a 30 minute video call with Stephanie at [calendly.com/wmu-adults](http://calendly.com/wmu-adults)**

4



Don't forget to connect with your state and associational WMU for events and training. Find links to state WMU websites at [wmu.com/statecontacts](http://wmu.com/statecontacts).

## New Customers: Save 20% Today!

Ready to get started and be on mission? **Enjoy 20% savings** on your **new curriculum order** by calling WMU Customer Service at (205) 995-4850, Monday–Thursday, 8:00 a.m.–5:00 p.m. CT. Be sure to mention promo code **START20**. (Some restrictions apply. Discount not available at [wmustore.com](http://wmustore.com).)

**WMU**<sup>®</sup>  
God's mission.  
Our passion.

# Missions Is for LIFE



## IT'S TIME TO BEGIN A NEW YEAR OF

- ▶ learning about missions;
- ▶ praying for missions;
- ▶ supporting missions; and
- ▶ doing missions and telling others about Jesus!

**Missions for Life is designed to give you information and ideas for your church's missions journey this year.**

## THIS BOOK CONTAINS PLANS FOR 12 MONTHS OF MISSIONS.

### Each month includes:

- ▶ a Bible study;
- ▶ a lesson plan to accompany the Bible study;
- ▶ a prayer article;
- ▶ an idea for mission action;
- ▶ information about special monthly emphases;
- ▶ a monthly event calendar; and
- ▶ an idea for families to be on mission together.

This resource is for adults who want to grow in living a missions lifestyle alongside other believers in their local church. It is for diverse language churches, new churches, small congregations, and Adults on Mission (WMU Missions Discipleship group for adults).

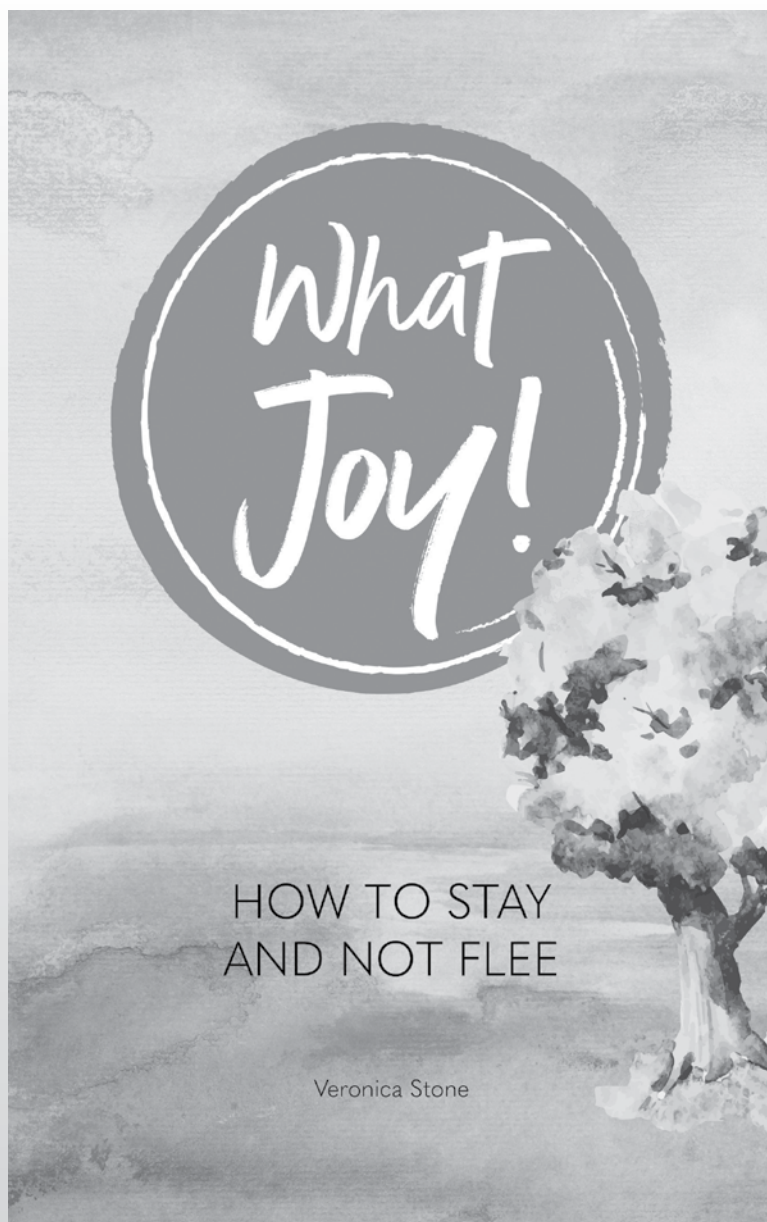
The ideas and suggestions for participating in missions found in this resource will inspire you to think of more ideas and ways to live on mission in your context. Pray about what will work best for your church and community. Pray and plan with other believers who want to make disciples of Jesus who live on mission.

Additionally, each month a mission study and accompanying lesson plan will be available online at [wmu.com/missionsforlife2425](http://wmu.com/missionsforlife2425). These tools will inform your church about the work Southern Baptist missionaries do across the United States and around the world. To maintain the security of missions workers, this information will be updated and available online each month.

We pray these resources help your church to live on mission and reach those around you with the good news of the gospel of Christ.



## WMU'S EMPHASIS FOR WORK IN THE CHURCH FOR 2024–26



What Joy! and WMU's mandate for making disciples of Jesus who live on mission will be the backdrop in helping us meet the four objectives of our emphasis.

- **We are passionate about the lost.**
- **We are compelled by love.**
- **We are generous in sharing.**
- **We serve with great delight (joy).**

### **What Joy!**

#### **How to Stay and Not Flee**

*What Joy!* shares a first-person account of life on the field. It will help a reader not only recognize the call to serve and the need to cling to Christ in order to remain steadfast, but it will help any believer count the cost and take steps toward placing faith over fear. (Available June 2024)

**W243105**  
**\$16.99**

**WMU**® God's mission.  
Our passion.

# SEPTEMBER

Each month includes a missionary story that can only be accessed digitally.

We offer the missionary story digitally for safety reasons. Missions for Life is an annual publication. Because the safety of a missionary can change daily, we keep each month's story online instead of it being available in this resource throughout the year.

## Paris, France

Visit [wmu.com/missionsforlife2425](http://wmu.com/missionsforlife2425) to download your mission study about Paris, France. The mission study and lesson plan will be available 8/1/2024.

Password:



Each month includes a Bible study that aligns with the preschool, children, and student curriculum.

# WE LOVE BECAUSE THE FATHER FIRST LOVED US

## 1 John 4:7-12

By Tracey Gholson

*This is love: not that we loved God, but that he loved us and sent his Son as an atoning sacrifice for our sins.*

—1 John 4:10

If you asked people in your congregation to describe your church, what do you think they would say? Perhaps many would say, “Our church is loving and friendly.” But if you asked the same question to people outside the walls of your church, would they agree? In 1 John 4:7-12, John urged Christians to love one another because God first loved us. In fact, John said God’s love is made complete in us. Let’s read 1 John 4:7-12 and learn more about the command to love one another.

### **GOD IS LOVE (1 JOHN 4:7-8)**

I have a vivid memory of a church service from my childhood. My father, who was the pastor, asked people in the congregation to shout out words that describe God. One at a time, voices young and old came from all parts of

the sanctuary. They shouted words like *holy, powerful, good, compassionate, just, merciful, kind, and loving*. While God has numerous attributes, in this passage John emphasizes His love.

John begins this section by addressing his readers as “dear friends,” and then he urges them to “love one another” (v. 7). Next, John says our love for one another is evidence we have been born of God and know Him. Why? Because love comes from God; love is part of God’s nature and character. When we confess Christ as our Savior and Lord, we are born again—we have a spiritual rebirth, and the stain of our sin is covered by Jesus’ sacrifice on the Cross. We become children of God and can enjoy a relationship with Him that is personal and intimate. As God’s children, we should reflect His nature, specifically, His love. Just as



our love for one another is evidence of our relationship with God, so also is our lack of love evidence we do not know God.

### **GOD SHOWED HIS LOVE (1 JOHN 4:9-10)**

How do you demonstrate your love for your family?

Throughout the years, I have demonstrated my love for my children in many ways. I have changed diapers, wiped noses, helped with homework, cheered at ball games, cooked dinner, washed clothes, sent care packages, listened, and given endless hugs. Through it all, my husband and I prayed fervently and regularly attended church with our children.

Perhaps this list sounds familiar to you.

In these verses, John tells his readers God demonstrated, or showed, His love among us by sending His one and only Son into the world so we might have eternal life through Him. God sent Jesus as an atoning sacrifice for our sins. That means Jesus was the perfect sacrificial offering for our sin. Jesus' death on the Cross turned away God's wrath, removed the guilt we had incurred because of our sin, and made it possible for us to receive eternal life.

One of my favorite modern hymns is "How Deep the Father's Love for Us," which expresses the magnitude of God's love for us. The lyrics, written by Stuart Townend (1995), state, "How deep the Father's love for us, how vast beyond all measure, that He should give His only Son, to make a wretch His treasure." Take a moment to stop and thank God for His deep and vast love, which was demonstrated through the gift of His one and only Son.

### **WE OUGHT TO LOVE ONE ANOTHER (1 JOHN 4:11-12)**

I am from Nashville, Tennessee, which has given me a love of country music. A good country song tells a story and often ends the same way the song began. In this section, John ends the same way he began. He addresses his readers as "dear friends," and then he once again urges them to love one another (v. 11). In fact, John says we ought to love one another in response to God's sacrificial love for us. Once more, he states the love Christians have for one another is evidence God lives, or abides, in them. While the command to love others seems so simple, it is often hard to put into practice. Our sinful nature is prone to be self-centered and unloving. However, the presence of the Holy Spirit abiding within Christians empowers and enables us to love.

Finally, John adds that no one has ever fully or completely seen God. But when God's people love one another, the unseen God is seen through their love. The love Christians have for one another reveals God and makes Him known. Many people do not know God is love. Many people do not know God period. Can people see God through the love people in your church have for one another? Can people see God through your love for others?

Take a moment to read 1 Corinthians 13:4-7, in which the Apostle Paul describes the love Christians should have for one another. Then, pray for the renewal of the Holy Spirit's presence and activity in your life. Pray God would help you love others. Pray His love would be made complete in you and in your church.

---

*Tracey Gholson is a pastor's wife and Women on Mission leader from Nashville, Tennessee. She enjoys teaching college students and writing resources that help people grow in their faith.*







We made Missions for Life in such a way that it can be used for a variety of settings.

# WE LOVE BECAUSE THE FATHER FIRST LOVED US: 1 John 4:7-12

By Tracey Gholson



## FOR GROUP OR CHURCHWIDE STUDY:

1. Give each participant a sticky note, and instruct them to write five words that describe God. Then, ask participants to raise their hand if they wrote love. Say, *Today's Scripture passage says God is love.* Invite participants to share other words they wrote.
2. Read aloud 1 John 4:7-12 together.
3. Ask, *How has God demonstrated His love for us? According to this passage, our love for one another is evidence of what? Our lack of love is evidence of what? How does the way Christians love others differ from the way nonbelievers love others?*
4. Ask, *If we asked people in our community to describe our church, what words might they use? Would they describe us as loving? Write participant responses on a dry-erase board.*
5. Pray God would help members of your church love one another and that God's love would be made complete in you.



## FOR FAMILY STUDY:

1. Instruct a family member to draw a large heart on poster board. Ask your family members to share ways they show their love for each other. Write their responses to the left of the heart.
2. Read aloud 1 John 4:7-12.
3. Ask family members to share ways God has shown His love for them. Write their responses to the right of the heart.
4. Direct a family member to write *God is love* in the center of the heart. Explain that we love others because God first loved us. Love is from God. Ask, *Why is loving other people sometimes hard?*
5. Encourage each family member to set a goal by completing this sentence: I will show love to (name) by (action). Write the goals on the poster board.
6. Pray together. Thank God for showing His love by sending Jesus. Pray God would help your family love one another.



## FOR INDIVIDUAL STUDY:

1. Read 1 John 4:7-12. Each time you read the word *love*, underline it.
2. John says our love for others is evidence we have been born of God and know Him. Take some time to write your testimony in a journal. Describe your life before you came to know Christ. Then, describe how you came to know Him as Savior and Lord. Finally, describe how Christ has changed your life and is enabling you to be more loving.
3. Share your testimony with a friend or family member.
4. Read 1 Corinthians 13:4-7. Pray God would help you grow in love for Him and others.

Tracey Gholson is a pastor's wife and Women on Mission leader from Nashville, Tennessee. She enjoys teaching college students and writing resources that help people grow in their faith.



Each month includes resources to help your group pray for missions.

# PRAY TO KNOW THE HEART OF GOD

By Jennifer Booth

What is your focus when you pray? Do you ask God to change your circumstances? When we walk through difficult seasons, it is understandable that we would ask God to see us through and maybe even remove us from the situations in which we find ourselves.

However, the point of prayer is not to recite a laundry list of requests to God or ask Him to take our difficulties away. Rather, prayer is a means by which we get to know God and His thoughts, heart, and will. When we shift our focus to knowing God more intimately, our prayers will begin to align with His will, and we will reap the blessing of a closer relationship with Him. Seeking to know the heart of God is a significant undertaking, but the more we pray to know God better, the more we will understand Him and what He wants us to do.

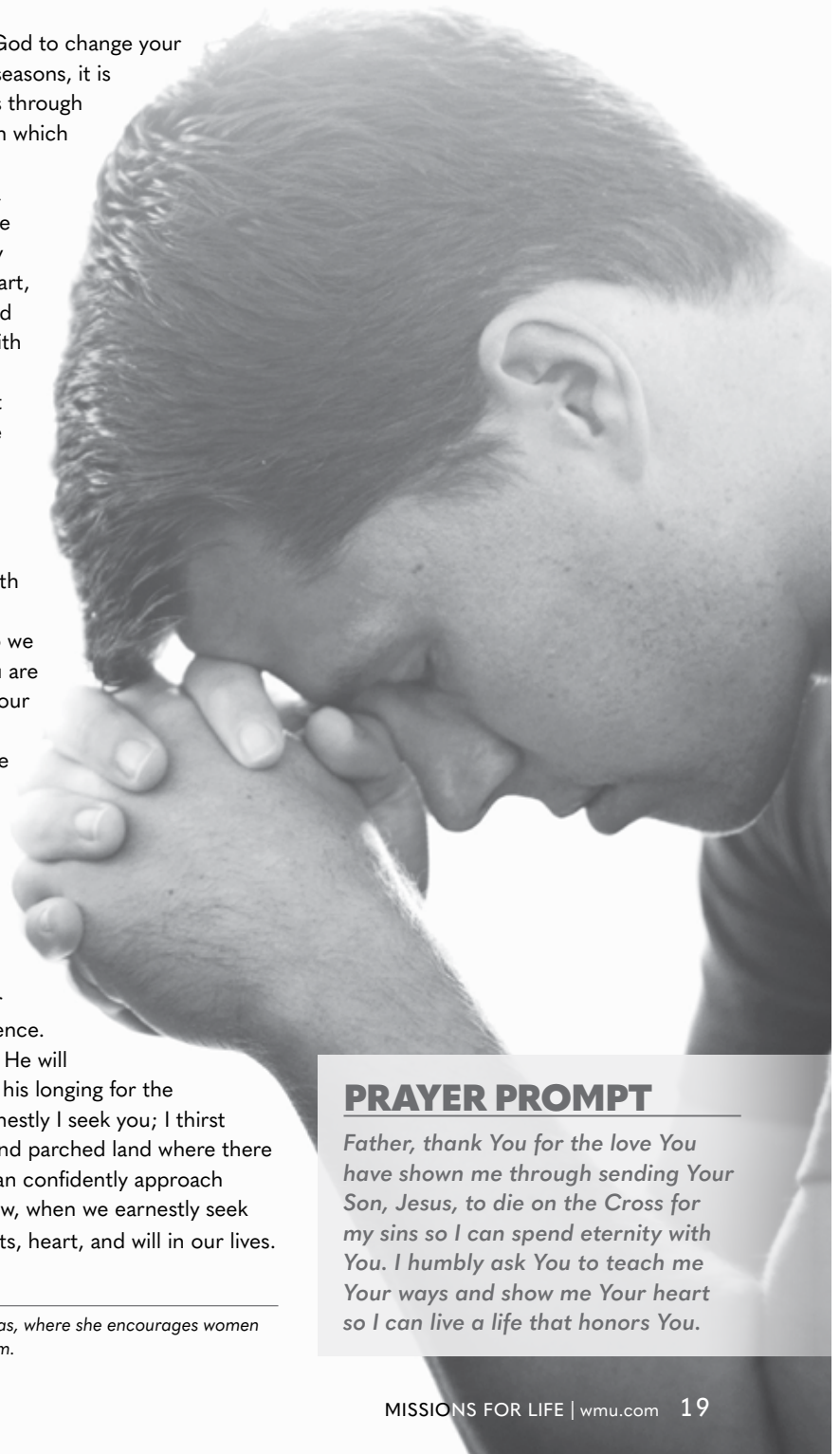
## START WITH THE LOVE OF GOD

To know the heart of God, we must first start with the love of God. God loves us so much He sent His Son, Jesus, to pay the penalty for our sins so we could spend eternity with Him (John 3:16). If you are a parent, you may struggle to fathom giving up your child for the benefit of others. Yet God willingly gave up His Son because He desires our presence in eternity. When we begin to grasp the enormity of Jesus' sacrifice on the Cross, we will better understand how much God loves us.

## BIBLICAL EXAMPLES

Once we have greater understanding of God's love for us, we can better approach Him to learn more about His heart. The Bible gives clear instructions about how to come into God's presence. James 4:8a reminds us if we come near to God, He will come near to us. In Psalm 63:1, David expressed his longing for the Lord when he said, "You, God, are my God, earnestly I seek you; I thirst for you, my whole being longs for you, in a dry and parched land where there is no water." The writer of Hebrews tells us we can confidently approach God's throne (Heb. 4:16). As these examples show, when we earnestly seek God in prayer, He is faithful to reveal His thoughts, heart, and will in our lives.

*Jennifer Booth writes from her home in Little Rock, Arkansas, where she encourages women to live out their faith through her website, [jenniferbooth.com](http://jenniferbooth.com).*



## PRAYER PROMPT

*Father, thank You for the love You have shown me through sending Your Son, Jesus, to die on the Cross for my sins so I can spend eternity with You. I humbly ask You to teach me Your ways and show me Your heart so I can live a life that honors You.*



# TEACHER APPRECIATION: SAY IT WITH A CART

By Nell Branum



Each month includes a missions project to keep your group on mission.

Long before the school year begins and students in the United States return to campus, more than 3.6 million teachers are hard at work, preparing to receive them.

This year, your church, missions group, or family can minister to teachers and administrators in your community in a variety of ways, including providing a back-to-school lunch or breakfast during teacher work days, writing encouraging words and prayers on cards, or gifting educators small gift cards so they can stock their classrooms.

Another idea is to fill a teacher appreciation cart and roll snacks and supplies to each teacher's classroom to build relationships and provide refreshment.

## CREATING A TEACHER APPRECIATION CART

1. Pray for teachers, administrators, and students in your community as they begin a new school year. Ask God to guide you as you plan this project.
2. Choose a school in your neighborhood, considering not only elementary schools but also middle schools, high schools, and private schools. Contact the school principal to receive approval, and work with the appropriate staff member to schedule the best date and time to bring your cart.
3. Ask students in your church, especially those who attend your chosen school, to participate by helping on the delivery day or by decorating and stocking the cart.

4. Secure a rolling cart, such as a utility cart with flat shelves. Decorate it with streamers, balloons, and a sign that says, *We love (school name) teachers and staff!*
5. Fill the cart with prepackaged snacks, sodas, and waters. You might also consider small personal gifts for teachers, such as hand lotion, individual tea packets, or pretty pens. Remember to include items appropriate for male and female teachers.
6. Include a card for each teacher with the name of your church, its contact information, a reminder that you are praying for the teacher, and an invitation to contact the church office with future needs.
7. Put a bright spot in the teachers' day by rolling your teacher appreciation cart from room to room to (briefly) share snacks and support! Leave a snack and card for teachers you may not catch in their rooms. Don't forget office and cafeteria workers, custodians, administrators, and teachers who may not have homerooms, including those who teach physical education, art, music, and library classes.
8. Pray for teachers and staff throughout the year.

---

*Nell Branum is a retired elementary school librarian, a member of Women on Mission, and a missions enthusiast. She lives in Morris, Alabama.*



# CHILDREN'S MISSIONS DAY | September 21

By Heather Keller

No matter where you live—the big city, the suburbs, a small town, or down a dirt road—we all have neighbors! This fall, the children of your church can share God's love with your community as they realize who their neighbors are, invite them to church, and share a special treat or gift with them. Check out these ideas for getting your entire church involved in Children's Missions Day, September 21, 2024!

### SWEET TREATS FOR SWEET NEIGHBORS

Assemble treat bags to deliver to the families who live within walking distance of your church. Use prepackaged treats, pack them in a simple canvas bag, and include a note about meeting times for children's activities. As children deliver the bags to the neighbors in your immediate area, remind them to be friendly and invite everyone they meet to come to church. Afterward, discuss what each child can do when someone from the neighborhood shows up for an upcoming event or worship service.

### WHO IS MY NEIGHBOR?

Draw a map of your neighborhood or community, and help children identify where church members live, where important services are located (police and fire departments), and where grocery stores or other landmarks may be found. Help children determine needed services they could offer to one of your neighbors who may not attend church. As children serve, remind them to tell everyone they meet about how much God loves them. (Services could include raking yards, delivering a meal to a senior adult, providing snacks for first responders, or cleaning storefront windows.)

### NEIGHBORHOOD PHOTO SCAVENGER HUNT

The children in your church can create a neighborhood photo scavenger hunt and invite others to participate. Children (supported by adults in your church) can choose a few items in your immediate community to include in the photo scavenger hunt. Once all of the places have been visited or the items have been determined, help children create a master list to share with your community. Families can give the list to their friends to find the items or locations, or the list can be shared on social media. Predetermine a time and place for the scavenger hunt to end and for families to submit their pictures to receive a prize. (One neat idea might be to host a barbecue or ice cream social for the neighborhood around your church.) Make sure your congregation is ready to meet and greet everyone who participated in the photo scavenger hunt during your special event.

No matter how the children of your church decide to love their neighbors, make sure they lead the way in planning and carrying out this year's Children's Missions Day event. When adults take a supporting role, children are equipped to share God's love in a powerful way. Visit [wmu.com/cmd](http://wmu.com/cmd) for more information.

*Heather Keller is the WMU Girls in Action and Children in Action consultant.*





# VALUING THE TEACHERS IN YOUR FAMILY'S LIFE



By Alison Howell

Throughout her childhood, my daughter loved “playing school.” When she played, she didn’t pretend to be just any teacher. She always mimicked *her* teacher.

Educators play a major role in the lives of their students. Following are some ways families can appreciate and pray for teachers as a new school year begins.

## THE GIFT OF APPRECIATION

Set the tone for a great school year by blessing your child’s teacher or a teacher you know with a back-to-school gift! Before you grab that “World’s Best Teacher” mug, consider gifts that are both fun to give and useful:

- Many teachers spend their own money and time to purchase needed items for their classrooms. Buy supplies, such as highlighters or sticky notes, to help ease that burden.
- Purchase individually wrapped granola bars or crackers teachers can store in their classroom to use on days when they need a quick pick-me-up.
- Give gift cards to honor a teacher who you haven’t gotten the opportunity to know well yet.
- Ask teachers to fill out a list of their favorite things, then use the list as a guide for how to show them appreciation all year long.
- Write a kind note, and help your child create a card or write their own message. This thoughtful gesture will likely be the most meaningful gift of all.

- Determine the best time to deliver your gift by considering the teacher’s availability. For example, events to meet the teacher or an open house may be more ideal settings than a busy morning on the first day of school.
- Make plans for your child to participate in the gift exchange. Introduce yourself to the teacher, and encourage your child to introduce himself or herself. Communicate your excitement about the school year, and prompt your child to share something he or she is excited about this year.

## THE GIFT OF PRAYER

Perhaps even better than an appreciation gift is the gift of your prayers. Following are some ways your family can pray for teachers:

- Pray for unity in parent-teacher and student-teacher relationships.
- Ask God to give them the ability to effectively teach all students in ways they can understand.
- Ask the Lord to give them the wisdom to show grace and mercy and provide discipline when appropriate.
- Pray they have the energy to pour into students’ lives all year long.

Send a note to let your child’s teacher know you are praying, and offer to lift up any additional needs he or she may want to share. As you communicate, be open to the opportunity to share Christ.

Teachers are a gift from God. By appreciating and praying for teachers, your family can be a gift to them too!



---

*Alison Howell and her family founded Promised Ministries to encourage families to answer God’s call to missions after Alison’s daughter felt God calling her to serve the people of Haiti.*

# OCTOBER



## Motorcycle Ministry

Visit [wmu.com/missionsforlife2425](http://wmu.com/missionsforlife2425) to download your mission study about motorcycle ministry. The mission study and lesson plan will be available 9/1/2024.  
Password: