

Why Missions Discipleship Is Important for Preschoolers



“How awesome it is to watch God work in the hearts of these little ones and see them grow in Christ.”

– Roberta Richardson

“Those little folks exude excitement when they learn about Jesus and pray for the missionaries!”

– Mission Friends teacher

The journey to make disciples of Jesus who live on mission begins as you lead your preschoolers to grow in missions. Preschoolers come to understand that God loves me, God loves all people, and some people do not know about God’s love.

Preschoolers can learn about missions through

- Bible thoughts related to missions,
- fun hands-on activities,
- mission stories,
- cultural learning activities,
- sensory activities,
- prayertimes,
- giving offerings, and
- helping others.



Table of Contents

What Is Mission Friends?	2
Resources for Preschoolers.	3
Sample Session.	4

What is Mission Friends?



Mission Friends is the WMU missions discipleship group for preschoolers from birth through kindergarten. In Mission Friends, preschoolers develop a missions heart as they move from a focus on themselves to a focus on others. Preschoolers grow toward God as they become aware that God wants everyone to know of His love.

You can teach your preschoolers about missions by helping them

- learn about missions work in North America and around the world,
- pray for missionaries and people who need to hear of God's love,
- give to missions through cooperative giving and special missions offerings, and
- do missions by helping others in your church, your community, and around the world.

For more information about starting Mission Friends, visit wmu.com/preschool.

To learn more about leading Mission Friends, visit wmu.com/howtoleadpreschool.

Join our Facebook community: facebook.com/WMUPreschool

How to Start Mission Friends

- **Begin with prayer.**
Make prayer a part of each step in starting and leading Mission Friends.
- **Select leaders.**
Based on the number of preschoolers expected, secure the number of leaders you will need.
- **Order materials.**
Place your order for Mission Friends curriculum by visiting wmu.com/preschool or calling 1-800-968-7301.
- **Invite preschoolers.**
Let parents of preschoolers know Mission Friends is starting by sharing in your church newsletter and on social media.
- **Enjoy!**
Plan fun activities from *Mission Friends Leader* for your first session and gather supplies. Greet preschoolers with a smile and enjoy leading them to develop a heart for missions.



We're here to help!

For questions about starting or leading Mission Friends:

National WMU: Contact Joye Smith, ministry consultant, at jsmith@wmu.org or (205) 991-4980.

State WMU: Find links to state WMU websites at wmu.com/statecontacts.

Contact your local Baptist association, your state WMU office, or national WMU for training opportunities.



Resources for Preschoolers



Our resources for preschool teachers will help you engage preschoolers of all ages in hands-on missions awareness and involvement.



Mission Friends Leader

This quarterly magazine provides weekly sessions with creative activities and mission stories. Every month, preschoolers learn about missionaries who serve through North American or international missions. Each monthly unit also focuses on one of the Christian concept areas: God, Jesus, Bible, Church, God's Creation, Self, Family, World, or Community.

Mission Friends Leader includes reproducible pages (Mission Friends at Home) to share with families as take-home leaflets.

Order one per leader.

Annual subscription (four quarterly issues):

- Print: \$26.99
- Digital: \$24.99
- Digital/print bundle: \$30.99



Mission Friends Leader Kit

Energize your preschool classes with games, picture puzzles, posters, Bible thought markers, and more. You'll also receive vibrant photos of missionaries and the places where they serve. The kit complements the learning experiences in *Mission Friends Leader*.

Order one per group.

Annual subscription (4 quarterly print issues): \$84.99

For a full listing of all resources available to enhance preschool missions experiences—including preschool storybooks—visit wmustore.com/preschool.

New Customers: Save 20% Today!


Ready to get started and be on mission? **Enjoy 20% savings** on your **new curriculum order** by calling WMU Customer Service at 1-800-968-7301, Monday–Thursday, 8:00 a.m.–5:00 p.m. CT. Be sure to mention promo code **START20**. (Some restrictions apply. Discount not available at wmustore.com.)

Meet the Missionaries

Missions Area: Atlanta, Georgia

Concept Area: Community

Writer: Andrea Floyd



Each unit features facts about the people group, geographic location, and topic.

Kerry and Twyla Jackson live in Atlanta, Georgia. Mr. Jackson was involved in Royal Ambassadors (RA) when he was a young boy. He has also been involved in several missions leadership roles after he attended seminary (Bible college). Mr. Jackson and his wife started a new church in both Atlanta and Indianapolis, Indiana. Mr. Jackson does live art presentations where he creates art as he shares about Jesus. The Jacksons serve God by sharing about Jesus through art, and by leading and teaching other creative people.

Mrs. Jackson attended Girls in Action (GA) and Acteens when she was younger. She helps her husband as he shares art and his love of Jesus with the people around him. Mrs. Jackson is a dietician who helps people to learn about and eat healthy foods. She also teaches English as a Second Language (ESL) and Bible studies to people who move to Atlanta from other countries.

Visit wmu.com/preschool for more information and activities.

NEW: See select activity sketches on page 9.

Threes and Fours will decorate gift bags to hold donated school supplies which will be given to a local shelter. See Session 3.

Kindergarten will make Bible thought bookmarks to give to people in the community. See Session 4.

Prayer Requests and Contact Information

1. Pray for Mr. Jackson to have many opportunities to share about Jesus through his art ministry.
2. Pray for Mr. and Mrs. Jackson as they tell other people about Jesus.
3. Pray for ministry partners to join with Mr. and Mrs. Jackson and help them as they use art to teach others about Jesus.
4. Pray for Mrs. Jackson as she teaches English as a Second Language and Bible studies to people who have moved to Atlanta from other countries.
5. Pray for Mr. and Mrs. Jackson to be strong and healthy.

Address: 1704 Summit Village Lane
Marietta, GA 30066

Email address: kbj@bellsouth.net,
twyladj@bellsouth.net

Website/blog: www.drawingtotherock.com

Note: Extra Activities are available as Free Downloads. Visit wmu.com/preschool and click on the Free Downloads tab.

Activities and Ideas

Babies, Ones, and Twos

Missions Area:

Atlanta, Georgia

Concept Area:

Community

Writer: Janora Skeens

Supplies

Pictures 1-4*

Kit items 1, 2*

Mission Friends Digital Package,*
E238101, \$8.99

community helper dress-up clothes
toy fire truck, police car, and
ambulance

toy community helper figures

toy vehicles for babies

butcher paper

large crayons

2-6-piece wooden community
helper puzzles

gift bags

packages of large chalk

house paint brushes

bean bags

Books

*In My Community / En mi comunidad,**
E188107, \$1.99

Display the "community" poster from the Mission Friends Digital Package all month.

Songs are from *Sing to the Tune.**

Outcomes

Babies, ones, and twos will learn about missionaries Kerry and Twyla Jackson. They will hear about people who have different kinds of work to do.

Bible Thoughts

Help one another (see Gal. 5:13).

We are helpers (see 2 Cor. 1:24).

Activities

Dress Up as Helpers

Provide community helper dress-up clothes for ones and twos to wear. Talk about work the helpers do. Say: Kerry Jackson draws pictures to help people learn about Jesus.

Open the Bible and read: Help one another (see Gal. 5:13).

Community Helper Play

In advance, prepare kit item 1, "Bible Thought Markers." Place in a Bible.

Provide a toy fire truck, police car, ambulance, community helper figures, and blocks. Give a baby a vehicle to hold. Share that Kerry and Twyla Jackson help people learn about Jesus. Read Bible thoughts as preschoolers remove markers.

Open the Bible and read: Help one another (see Gal. 5:13) and We are helpers (see 2 Cor. 1:24).

Color with Crayons

In advance, tape white butcher paper over a section of the floor.

Give ones and twos large crayons to color on the paper. Talk about Mr. Jackson's work as an artist. Mention that he tells people about Jesus as he paints pictures. Show Pictures 1-4.

Look at Books

Picture read *In My Community*. Hold a baby and point to helpers in the book. Explain that Mr. Jackson is a helper who tells people about Jesus.

Work Community Helper Puzzles

Set out 2-6-piece wooden puzzles about helpers. Talk about Mr. and Mrs. Jackson being helpers in their community. Sing "Helpers Kind and Good," page 31.

Open the Bible and read: We are helpers (see 2 Cor. 1:24).

Look at Art Supplies

In advance, fill gift bags with art supplies (crayons, paper, colored chalk, and house paint brushes).

As ones and twos dump out art items, talk about missionary artist Kerry Jackson. Explain each item. Share that Mr. Jackson helps people learn about Jesus.

Caution: Supervise carefully.

Play a Toss Game

In advance, prepare kit item 2, "Helper Hats Toss Game."

Let ones and twos toss bean bags onto pictures. Ask them to name the helper where the bean bag lands. Sing "What Helper Wears a Hat?," page 31.

Plan several activities each week. Babies, ones, and twos love repetition!

Outcomes

Preschoolers will meet Kerry and Twyla Jackson, missionaries to artistic people in Atlanta. Focusing on the concept of **community**, preschoolers will hear that missionaries are people who tell other people about God and Jesus.

Activities

ART—Easel Painting

In advance, secure a large box to the table. Use clothespins to clip paper on the four box sides. Add paint to paint containers.

Discuss Picture 2. Let preschoolers paint at the box easel. Say: Mr. Jackson paints pictures and uses his art to tell others about God and Jesus.

Tip: See sketch on page 9.

BLOCKS—Airport Trips

In advance, search online for pictures of Hartsfield-Jackson Atlanta International Airport.

Show pictures. While preschoolers build an airport with blocks and toy airplanes, say: Mr. Jackson is an artist. He travels by plane to different places where he paints pictures about Jesus.

BOOKS—Bible Study

Display a Bible and preschool Bible teaching pictures. As preschoolers choose a picture, find the story in the Bible and retell it. Say: Mrs. Jackson leads a Bible study at church for people from other countries.

HOMELIVING—Healthy Meals

In advance, prepare kit item 4, “Healthy Foods Checklist.”

Provide toy pots, dishes, and foods. Help preschoolers read the checklist and mark off items they add to meals. Say: You are making healthy meals. Mrs. Jackson is a dietitian who teaches people in her community how to make healthy food choices.

MUSIC AND MOVEMENT—The Jacksons Go

Sing “Missionaries Go,” page 34, while marching around the room. Say: The Jacksons travel to different communities to help artistic people learn about God and Jesus.

NATURE—Compare Fruit

Post the allergy alert chart. Allow preschoolers to help wash the peach and apple. Slice the fruit. Compare the seeds as preschoolers taste the fruit. Say: Peaches grow in Georgia. The Jacksons want people in Georgia to know about God and Jesus.

Open the Bible and read: God is good to us (see Psalm 73:1).

Caution: Keep knife away from preschoolers.

PUZZLES AND MANIPULATIVES—Match Creative Tools

In advance, prepare kit item 3, “Creative Tools Game.”

Invite preschoolers to match creative people with their tools. Say: Mr. Jackson uses his artistic abilities to tell creative people about God and Jesus.

See page 8 for Group Time and story.

Session 1

Threes and Fours

Missions Area:

Atlanta, Georgia

Concept Area:

Community

Writer: Brenda Morris

Choose three to four interest area activities for each session.

Supplies

Picture 2*

Kit items 3, 4*

Mission Friends Digital Package,*
E238101, \$8.99

“Mission Friends at Home” (p. 10–11)

large box

thick paper

clothespins

tempera paint

paint brushes

electronic tablet

toy airplanes

preschool Bible teaching pictures

play food

dry erase pens and erasers

peach and apple

knife (leader use only)

for Group Time:

worship music

paper

crayons

scarves

Collect supplies needed for each activity you've chosen to lead.

Bible Thoughts

God is good to us (see Psalm 73:1).

Display the “community” poster from the Mission Friends Digital Package all month.

All songs are from *Sing to the Tune*.*

Provide both active and quiet activities for preschoolers to choose from.

Session 1

Kindergarten

Missions Area:

Atlanta, Georgia

Concept Area:

Community

Writer: Brenda Morris

Supplies

Picture 3*

Kit item 5*

Mission Friends Digital Package,*
E238101, \$8.99

“Mission Friends at Home” (p. 10–11)

drawing tools

boxes

masking tape

toy tools

trifold display board

pictures of creative workers, art, and
art tools

variety of artwork

electronic tablet

brushes (twig, horsehair, bamboo,
watercolor, and house paint
brush)

plastic canvas

plastic darning needles

yarn

for Group Time:

worship music

paper

crayons

scarves

Bible Thoughts

God is good to us (see Psalm 73:1).

Display the “community” poster from the Mission Friends Digital Package all month.

All songs are from *Sing to the Tune*.*

Outcomes

Kindergartners will learn about Kerry and Twyla Jackson who minister to creative people in Atlanta. Focusing on the concept of **community**, they will hear that some people have differing abilities.

Activities

ART—Explore Shapes

In advance, prepare kit item 5, “Exploring Art Shapes.”

Provide paper and drawing tools. Show shape cards and encourage kindergartners to use different drawing tools to make and explore the shapes. Say: Kerry Jackson is an artist. With his wife, Twyla, he tells other artists about Jesus.

BLOCKS—Build an Airplane

Encourage kindergartners to build an airplane with boxes, masking tape, toy tools, and blocks. Say: Mr. and Mrs. Jackson travel by plane to tell artistic people about Jesus.

BOOKS—Make a Trifold Book

Invite kindergartners to glue pictures of creative workers, art, and art tools on the trifold display board. Use markers to add the Bible thought and label pictures. Read the pictures and discuss different types of creativity. Say: Some people are creative artists. God gives different abilities to people in our community.

Open the Bible and read: God is good to us (see Psalm 73:1).

HOMELIVING—Art Gallery

Lead kindergartners to create an art gallery by arranging artwork. Pretend to visit the gallery and discuss the displays and variety of art media. Say: Mr. Jackson uses his art to reach out to artistic people and tell them about Jesus.

MUSIC AND MOVEMENT—Traveling in Georgia

In advance, search online for pictures of Georgia.

Show the pictures. Sing “Traveling Through Oregon Rhyme,” page 49, substituting “Georgia.” Pray for the Jacksons as they tell people in Georgia that God loves them.

NATURE—Examine Brushes

Post the allergy alert chart. Let kindergartners explore different brushes. Ask: Who do you think would use this brush? Why is each brush different? God has given different abilities to people who use different tools in their jobs.

PUZZLES AND MANIPULATIVES—Canvas Stitching

In advance, cut canvas into different shapes.

Discuss Picture 3. Invite kindergartners to draw a simple design on canvas. Show how to sew on the lines with a plastic needle and yarn. Say: God gives people the ability to be artistic in different ways. One of Mrs. Jacksons’ hobbies is creating through sewing.

Tip: See sketch on page 9.

Group Time Tip:

Quietly play instrumental music. If preschoolers get a little loud, encourage them to whisper low enough to still hear the music.

Introduction

Ask: Do you like to draw, color, paint, tell stories, make music, or dance? God made us all different and we are all good at different things. Listen to find out what Mr. Jackson likes to do.

Tell the Story

Painting to Tell a Story

Mrs. Jackson put on a worship song and looked at the audience watching Mr. Jackson.

Mr. Jackson began to paint with bright colors on a large sheet of paper. The men and women listened to the music and watched Mr. Jackson paint.

“What is that?” pointed a woman.

“I think a man?” said a man.

“Not just a man,” said another woman, “that’s Jesus!”

As the song ended, Mr. Jackson finished his painting. He stood back. Everyone could see the painting of Jesus.

“I am thankful God gave me the ability to paint. I want to use my talent to tell people about Jesus as I serve God.”

Mr. Jackson encouraged the people to use what they like to do to tell others about Jesus. “God gave you a talent. No matter what it is—writing, singing, drawing, or playing instruments—find a way to use your talent to serve God.”

Stop here for Threes and Fours.

Ask: How did Mr. Jackson tell people about Jesus? What did Mr. Jackson tell the people to do? Why? (Go to Prayertime below.)

Continue for Kindergarten

Later, Kerry Jackson met with people at a nearby church. Twyla Jackson arranged cookies, chips, cheese, crackers, and water on a table.

As people arrived, Mrs. Jackson said, “Hello! Grab a snack and find a seat.”

Everyone grabbed a snack and sat down to listen.

“Welcome,” said Mr. Jackson. “I am glad you are here. What do you like to do? You may not think you are good at it, but what is something you enjoy doing?”

One lady raised her hand. “I’m Sarah. I enjoy writing poems and notes to people.”

Another man said, “My name is Mark. I love music and playing the piano.”

Other people shared what they liked to do.

Pause and ask preschoolers to name things they like to do.

Mr. Jackson continued. “Those are great things to do. I like to paint pictures about Jesus so people can learn about Jesus.”

Mr. Jackson continued sharing about his work. He was happy to tell people more about Jesus.

Ask: Why were the people meeting together? What does Mr. Jackson like to paint? Why?

Prayertime

Pray that people Mr. Jackson meets will learn more about Jesus.

Closing Activity

Play worship music. Give preschoolers the choice of coloring or moving scarves to the music.

Give out September “Mission Friends at Home,” pages 10–11.

Session 1

Group Time

Missions Area:

Atlanta, Georgia

Concept Area:

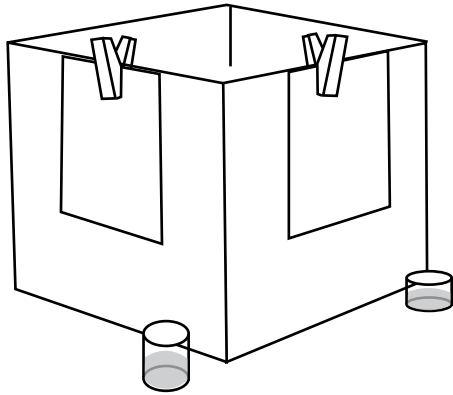
Community

Writer: Andrea Floyd

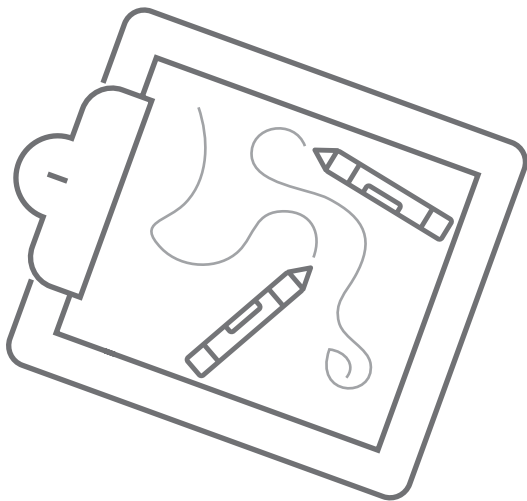
Activity Sketches

For Threes and Fours

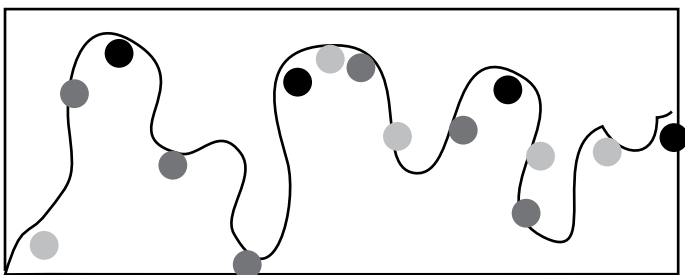
ART-Easel Painting (page 6)



HOMELIVING-Creative Missionaries (Session 2)




ART-Colored Dots (Session 3)



For Kindergarten

PUZZLES AND MANIPULATIVES-
Canvas Stitching (page 7)



HOMELIVING-Florist Shop (Session 2)



NATURE-Color Experiment (Session 3)



WMU* grants permission for leaders to copy these pages for each child's parent(s) or guardian(s).

**Creative
for the
Creator**

MISSION FRIENDS



at **HOME**



Kerry and Twyla Jackson are missionaries in Atlanta, Georgia. Mr. Jackson is an artist who uses his artistic gifts to reach other creative people of the arts community in the Atlanta area. Mr. Jackson uses live art presentations to share about Jesus and leads Bible studies to disciple and mentor other artists.

Mrs. Jackson loves meeting people in her community who moved there from other countries. She helps them learn English and tells them about Jesus.

Pray that the artists and international people to whom Mr. and Mrs. Jackson minister will hear about and decide to love Jesus.

Families on Mission Calendar

Missionaries: Kerry and Twyla Jackson

Missions Area: Atlanta, Georgia

Concept Area: Community

Sunday	Monday	Tuesday	Wednesday	Thursday	Friday	Saturday
						<p>2</p> <p>Open the Bible and read: Pray for one another (see James 5:16).</p>
<p>3</p> <p>Listen to a praise song together while your preschooler uses watercolors to create a painting. Display the painting as a reminder to pray for Mr. and Mrs. Jackson this month.</p>	<p>4</p> <p>Sometimes Mr. Jackson attends church events to create live art. Visit a museum as a family to look at artwork by different artists.</p>	<p>5</p> <p>Mr. Jackson uses his art talents to tell people about Jesus. Share that a talent is a skill someone has to do something very well. Help your child name things he can do well.</p>	<p>6</p> <p>Pray that Mr. Jackson has many opportunities to share his art ministry.</p>			
<p>10</p> <p>The Jacksons' community of Atlanta is known for delicious southern food. Share a Southern dish, such as barbeque or fried chicken. Pray for the Jacksons before your meal.</p>			<p>13</p> <p>Open the Bible and read: Be kind and show love to others (see Lev. 19:33-34).</p>	<p>14</p> <p>Look at a picture Bible or Bible story book together and invite your preschooler to turn the pages. Say: Mr. Jackson plans Bible studies for creative people in his community.</p>	<p>15</p> <p>Provide play dough and invite your child to sculpt it. Say: The people in Mr. Jacksons' Bible studies create many kinds of art.</p>	<p>16</p> <p>Mention that writing poems is another type of art. Read "Zebra Rhyme," page 42, <i>Sing to the Tune*</i>, and act like a zebra with your child.</p>
<p>17</p> <p>Mrs. Jackson teaches English to people in her community. Sing the alphabet song with your preschooler.</p>	<p>18</p> <p>Help your preschooler name jobs in your community. Say: Some people in Atlanta are teachers like Mrs. Jackson or artists like Mr. Jackson. People have different kinds of work to do.</p>	<p>19</p> <p>Invite your preschooler to act out a job in your community. Provide dress-up clothes for her to wear.</p>			<p>21</p> <p>Share that mail carriers have an important job in your community. Invite your preschooler to help put together a treat and note of thanks for your mail carrier.</p>	 <p>23</p> <p>Download and read <i>In My Community*</i>.</p>
<p>24</p> <p>Go to wmu.com/preschool and click the Play and Learn tab. Print the Play and Learn page for your child to complete.</p>	<p>25</p> <p>Invite your preschooler to illustrate Mr. and Mrs. Jackson. Snap a picture of the illustration and email it to kbj@bellsouth.net with a note to let them know your family has been praying for them.</p>	<p>26</p> <p>Mrs. Jackson loves to hike. Take a walk outdoors with your family. Pray for the Jacksons during your walk.</p>				

*Borrow from your child's Mission Friends class or church library; or order from wmustore.com/preschool.

**Help one
another
(see Gal.
5:13).**



**God is
good to
us (see
Psalm
73:1).**



**Love each
other
(see John
15:17).**



**We are
helpers
(see 2 Cor.
1:24).**



**God
made
us (see
Psalm
100:3).**



**Love one
another
(see 1
John 4:7).**



Mission Friends Leader Kit and Picture Set

Babies, Ones, Twos



**Kit Item 01 (Babies, Ones, and Twos)
Bible Thought Markers**

Cut apart markers. Mount on card stock and cover with clear self-adhesive plastic. Place in the Bible for a baby, one-, or two-year-old to find. Use as directed each month.



Mission Friends Leader Kit and Picture Set

Babies, Ones, Twos

Kit Item 02 (Babies, Ones, and Twos) Helper Hats Toss Game

Mount items on poster board. Cover with clear self-adhesive plastic and cut apart cards. Spread cards out on the floor and tape in place. Use as directed.

photographer



artist



chef




florist



writer



musician



seamstress



builder



Mission Friends Leader Kit and Picture Set

Threes and Fours



**Kit Item 03 (Threes and Fours)
Creative Tools Game**

Mount cards on poster board. Cover with clear self-adhesive plastic.
Cut apart cards. Use as directed in Sessions 1 and 4.


1 meat



1 bread



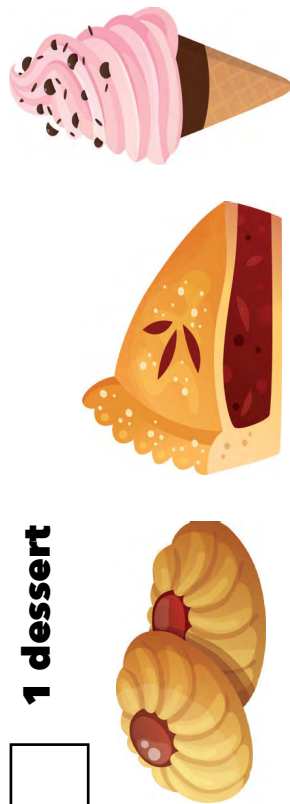
2 vegetables



1 dairy



1 dessert




1 meat



1 bread




2 vegetables




1 dairy



1 dessert



Make round lines.



Make squiggly lines.



Make zigzag lines.



Make swoopy lines.



Mission Friends Leader Kit and Picture Set

Kindergarten

**Kit Item 05 (Kindergarten)
Exploring Art Shapes**

Mount on card stock. Cover with clear self-adhesive plastic. Cut apart cards and use as directed in Session 1.

05

Picture 1 Atlanta, Georgia

Kerry and Twyla Jackson are missionaries in Atlanta, Georgia. The Jacksons have started new churches in Atlanta and Indianapolis. Mr. Jackson does live art presentations where he creates art as he shares about Jesus. The Jacksons serve God by sharing about Jesus through art, and by leading and teaching other artists.

Question Box:

1. What is a missionary?
2. How are some ways Kerry and Twyla Jackson tell others about Jesus?
3. What kinds of things do artists do?
4. What kind of art do you like to do?

Open the Bible and read:

- Be kind and show love to others (see Lev. 19:33-34).
- A friend loves at all times (see Prov. 17:17).

WMU[®]
God's mission.
Our passion.

NAMB Photo



Picture 2 Atlanta, Georgia

Kerry Jackson does live art presentations where he paints or draws pictures about Jesus while an audience watches. Sometimes music is played while Mr. Jackson creates his artwork. Mr. Jackson wants people to learn about Jesus through his art. He wants people in the audience and other artists to hear that Jesus loves them.

Question Box:

1. What is happening in the picture?
2. Why are people singing while Mr. Jackson creates a picture?
3. What is an artist?
4. Why does Mr. Jackson want people to hear about Jesus?

Open the Bible and read:

- God made us and we are his (see Psalm 100:3).
- Love one another (see 1 John 4:7).

WMU[®]

God's mission.
Our passion.

NAMB Photo



Picture 3 Atlanta, Georgia

Twyla Jackson celebrates missions as she talks about missions to interested people. Besides talking about missions, Mrs. Jackson helps her husband as he shares art and his love of Jesus. Mrs. Jackson shares her love of Jesus as she teaches English as a Second Language (ESL) and Bible studies to people who move to Atlanta from other countries.

Question Box:

1. How do you think Mrs. Jackson helps her husband?
2. How does Mrs. Jackson share her love for Jesus with others?
3. Why is it important that Mrs. Jackson teaches English as a Second Language?
4. Why does Mrs. Jackson lead Bible studies to people from other countries?

Open the Bible and read:

- Jesus said, "Love one another" (see John 15:17).
- Help one another (see Gal. 5:13).

WMU[®]

God's mission.
Our passion.

NAMB Photo



Picture 4 Atlanta, Georgia

Kerry Jackson is an artist who loves using his art to tell others about Jesus. Mr. and Mrs. Jackson look for opportunities in their community to teach others, lead Bible studies, and tell people about Jesus' love. The Jacksons also travel to other places to share art and teach about Jesus.

1. What Bible story is Mr. Jackson telling through his art?
2. Why do the Jacksons travel to other places?
3. Why is it important for people to hear about Jesus?
4. Who can you tell about Jesus?

Open the Bible and read:

- The Lord is good (see Psalm 100:3).
- Do not forget to do good and to share with others (see Heb. 13:16).

WMU[®]
God's mission.
Our passion.

NAMB Photo

