

Why Missions Discipleship Is Important for Children

“Because my church believed in missions discipleship for children, from a young age I learned the importance of telling others about Jesus. I learned that missions is something that God calls each of His children to do. For some, it might be to stay where they are and be the light for Jesus. For others, it means to physically move and be the light. Whatever God calls us to, we have a command from God to follow. Missions discipleship helps children realize that command and shows them the awesome privilege of being obedient to God.”

— Erin Young, CA leader,
Temple Baptist Church,
West Monroe, Louisiana

Children love to share God’s love. And, children love to learn by doing. Through missions discipleship, children learn to share His love in multiple ways, from collecting school supplies for back-to-school backpacks to passing out water at sports events, from taking a meal to a homebound community member to even sharing a smile or a prayer with someone who needs it.

You can teach children about missions by helping them:

- learn about missions,
- pray for missions,
- give to missions,
- do missions, and
- participate in the work of the church.



Table of Contents

[What is Children in Action?](#)2

[Resources for Children](#)3

[Sample Session](#)4

What is Children in Action?



Children in Action (CA) is a coed missions discipleship group for children in grades 1–6. Through Children in Action, children learn what it means to live a missional lifestyle while they participate in Bible studies and missions projects and “travel” around the world to explore the work of missionaries.

How to Start Children in Action

1. Pray.

Pray and ask God to provide additional leaders and excited families for this new group.

2. Choose.

Work with your church staff or children’s workers to determine a great meeting time and place for your new group.

3. Order.

Order your curriculum. For personalized learning, order *Missions Expedition*.

4. Announce.

Use your church’s social media and bulletins, as well as your personal contacts, to invite children to be involved in Children in Action. They are going to have a great time!



For more information about starting Children in Action, visit wmu.com/children.

To learn more about leading Children in Action, visit wmu.com/howtoleadchildren.

We’re here to help!

For questions about starting or leading a Children in Action group:

National WMU: Contact Heather Keller, ministry consultant, at hkeller@wmu.org or (205) 995-4816.

State WMU: Find links to state WMU websites at wmu.com/statecontacts.

Contact your local Baptist association, your state WMU office, or national WMU for training opportunities.



Resources for Children



Watch kids' faith bloom as they learn what it means to live on mission. Through engaging Bible studies, missions projects, and activities, girls will have fun learning how the gospel is being shared in different ways around the world.



Missions Journey: Kids Leader

Missions Journey: Kids Leader is your guide to leading children in grades 1–6 in missions discipleship. This quarterly guide provides three monthlong units, each focused on the work of missions personnel in North America and throughout the world.

Order one per leader.
Annual Subscription (4 quarterly issues):

- Print: \$26.99
- Digital: \$24.99
- Digital/Print bundle: \$30.99



Missions Journey: Kids Adventure

Missions Journey: Kids Adventure is a full-color activity book for children in grades 1–6. Including mission stories, prayer prompts, games, puzzles, recipes, and coloring pages that are coordinated with the weekly *Missions Journey: Kids Leader* lesson plans, *Missions Journey: Kids Adventure* will get children excited about learning!



Order one per child.
Annual subscription (4 quarterly print issues): \$17.99

Missions Journey: Kids Leader Kit

Missions Journey: Kids Leader Kit contains full-color posters, games, and activities that coordinate with the lesson plans in *Missions Journey: Kids Leader*. The quarterly kit contains a map of the missions area, a missions photo poster, and a memory verse poster for each monthly unit.

Order one per group.
Annual subscription (4 quarterly print issues): \$59.99

New Customers: Save 20% Today!

Ready to get started and be on mission? **Enjoy 20% savings** on your **new curriculum order** by calling WMU Customer Service at 1-800-968-7301, Monday–Thursday, 8:00 a.m.–5:00 p.m. CT. Be sure to mention promo code **START20**. (Some restrictions apply. Discount not available at wmustore.com.)

LEADER



Sample Contents

**Missions Journey: Kids
Leader** 4–11

- Month at a Glance..... 5
- Faithful Badge/Patch..... 6
- Prayer Prompts..... 6
- Missions Lesson 8–10
- Family Missions Focus..... 11

**Missions Journey: Kids
Adventure** 12–16

**Missions Journey: Kids
Leader Kit**..... 17–19

WMU, Woman's Missionary Union, Girls in Action, Royal Ambassadors, Lottie Moon Christmas Offering, and Annie Armstrong Easter Offering are registered trademarks of Woman's Missionary Union, Birmingham, Alabama. Children in Action, Missions Journey: Kids, Missions Expedition, RA Trek, GA Journey, and WorldCrafts are service marks of Woman's Missionary Union, Birmingham, Alabama.

Copyright 2023, Woman's Missionary Union. All rights reserved. No part of this publication may be reproduced, stored in a retrieval system, or transmitted in any form or by any means – electronic, mechanical, photocopy, recording, or otherwise – without the prior written permission of Woman's Missionary Union. For reprint permission contact WMU at (205) 991-4097.

Unless otherwise indicated, Scripture is taken from The Holy Bible, New International Reader's Version®, NIV®, Copyright © 1995, 1996, 1998, 2014 by Biblica, Inc®. Used by permission of Zondervan. All rights reserved worldwide.

Scripture quotations marked (CEV) are from the Contemporary English Version. Copyright © 1991, 1992, 1995 by American Bible Society. Used by Permission.

Websites maintained by Woman's Missionary Union, SBC, may have links to other websites that give additional information or resources, which are provided for the

convenience of the user. These websites are publicly available on the World Wide Web; they may sometimes contain material or links to websites that are objectionable to some of our visitors. While WMU, SBC, attempts to review sites for appropriate content, we have no control over the information on other websites, nor does linking imply our endorsement. WMU, SBC, strongly urges parents and leaders to monitor children's usage of the Web.

FEATURED MISSIONARIES

Drawing Faithful Followers in *Atlanta, Georgia*

Kerry and Twyla Jackson

Missionary Snapshot Information:

Kerry Jackson, with the help of his wife Twyla, uses his artistic talents to share the gospel and disciple people in the creative community in Atlanta, Georgia.

Area of Service: Atlanta, Georgia

Responsibilities: Sharing the gospel through art to all people in Atlanta and using “Creative Groups” to disciple creatives in the Atlanta art community.

Hobbies:

Kerry: Music, classic TV
Twyla: Reading, sewing, hiking

Favorite Bible Verses:

Kerry: John 14:6, Exodus 31:1-7
Twyla: Matthew 7:13-14



Month at a Glance

We serve a creative God – He made everything from nothing! He also created Kerry and Twyla Jackson with artistic talents and a desire to see the creative community in Atlanta, Georgia – and others – know and serve their Creator God. Let’s put on our artist’s smocks, grab a paintbrush, and see what God is doing through the faithful service of the Jacksons!

Week One: Introduction

This week, children will be introduced to the city of Atlanta, Georgia, its history, and its dedication to the arts. They will allow their creative juices to flow as they use God’s natural art supplies to make a collage of themselves, and they will race to learn more fun facts about Atlanta!

Week Two: Discipleship

Children will learn that God created everything from nothing and engage in activities to help them remember what God made on the seven days of creation. They will use art as a means to think about the beauty and utility of God’s creation.

Week Three: Missions

This week children will hear about how Kerry and Twyla Jackson are using art to share Jesus in Atlanta, Georgia, and disciple individuals in the city’s creative community. Children will also practice sharing Jesus’ love with others, make a share-worthy mural, and taste chili dogs just like The Varsity in Atlanta serves!

Week Four: Application

Children will either participate in an art activity at a local senior adult living facility or learn more about art as a way of sharing God’s love with others.

Bible Verse

“God blessed the seventh day and made it holy. He blessed it because on that day he rested from all the work he had done” (Genesis 2:3).

IN THIS
STARTER
PACK

Faithful

Badge/ Patch

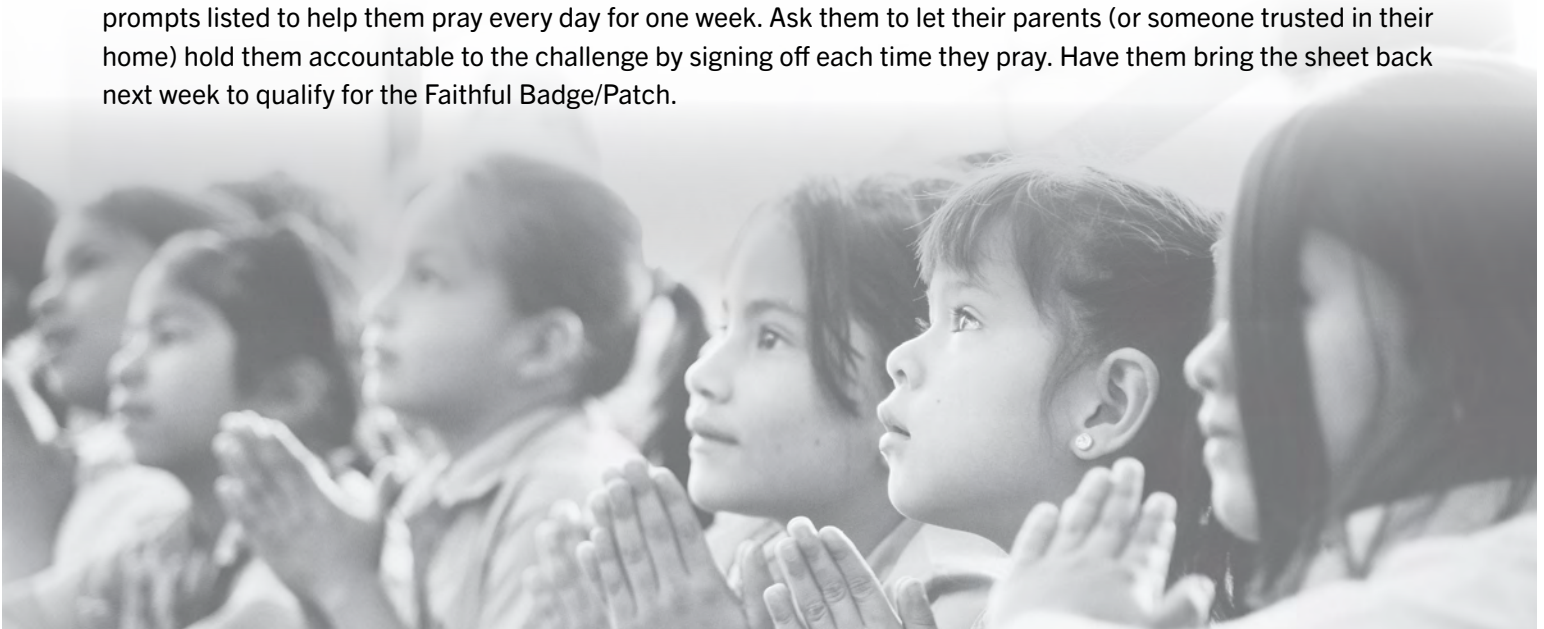


The theme for *Missions Journey: Kids* in 2023-2024 is Faithful. Our guiding verse is Romans 12:12: “When you hope, be joyful. When you suffer, be patient. When you pray, be faithful.” Being faithful can mean you are constant, devoted, and earnest. The Bible tells us God is faithful. Let’s practice being faithful in prayer!

■ SUPPLIES

- Prayer Prompts (available on page 7)
- Bibles

1. Discuss with children what the word “faithful” means. Ask: *When we say someone is faithful, what does that mean to you?*
2. Have volunteers to look up the following verses and read them out loud: Psalm 86:15, Psalm 117:2.
3. Ask: *What do these verses tell us about God?*
4. Say: *The Bible tells us God is faithful – it’s one of His character traits. When we become a Christian, one of the character traits that starts growing in our life is faithfulness. We can help this character trait to grow by practicing faithfulness.*
5. Hand out “Prayer Prompts” to each child. Explain that one way we can be faithful is by regularly praying. Remind them of the theme verse for 2023-2024 (Romans 12:12). Challenge children to take the sheet home and use the prompts listed to help them pray every day for one week. Ask them to let their parents (or someone trusted in their home) hold them accountable to the challenge by signing off each time they pray. Have them bring the sheet back next week to qualify for the Faithful Badge/Patch.



Prayer Prompts

The more you practice the fruit of the Spirit, like faithfulness, the more it will grow in your life!
Let's practice being faithful in prayer and earn our Faithfulness Badge/Patch.

_____ **Monday:** Pray for missionaries to be faithful to the work God has called them to do.

_____ **Tuesday:** Pray for your family to grow in their knowledge, understanding, and love of God.

_____ **Wednesday:** Pray for God's wisdom for the people who lead our country, the people who lead your state, and the people who lead your city.

_____ **Thursday:** Pray for Christians at your school to have boldness to share Jesus' love with others.

_____ **Friday:** Pray for the safety of all the first responders in your community and for our service men and women.

_____ **Saturday:** Pray for yourself to be faithful in prayer, even after this week's challenge is complete.

_____ **Sunday:** Pray for your pastor and the people who teach God's word at your church to be faithful to the Bible when they teach or preach.

My prayer prompts

Use these spaces to write your own prayer prompts!

Missions Lesson

Overview

This week children will hear about how Kerry and Twyla Jackson are using art to share Jesus in Atlanta, Georgia, and disciple individuals in the city's creative community. Children will also practice sharing Jesus' love with others, make a share-worthy mural, and taste chili dogs just like The Varsity in Atlanta serves!

Bible Verse

“God blessed the seventh day and made it holy. He blessed it because on that day he rested from all the work he had done” (Genesis 2:3).

NOTES: _____

OPENING

Welcome children with a game or activity of your own choosing. Or, complete this activity with your group as they arrive.

Creation Matching Game

■ SUPPLIES

- p. 17 from the *MJK Leader Kit*
- ziplock bags (quart size, 1 per child)
- Bibles
- timer or stopwatch

Before the session, make a copy of “Creation Matching Game” (p. 17) for each child. Cut apart cards and place each set in ziplock bags.

1. As children arrive, give them a bag of cards.
2. Explain children will review what they know about the days of Creation. Allow them to use Bibles if they have trouble remembering. Help younger children as needed.
3. Consider allowing children to race against the clock to match their cards.
4. After everyone has arrived, take attendance. Recognize any children with birthdays this week.

STORY

As you prepare to lead the Story activity, please take a moment to review the “younger” and “older” suggestions to use with this section. Remember that the story is also printed on p. 13 in MJK Adventure for children to read along. Use these instructions to create an engaging story time that fits the needs of your group!

Life-saving Pictures

You may have heard the saying “a picture is worth a thousand words.” It means pictures are a great way to communicate important messages clearly, often better than words. Think about road signs. Most road signs don't have many – or any – words. They use shapes, colors, and pictures to communicate important messages. A red octagon-shaped sign beside the road gives a driver the important message to stop. The message could save the driver's life!

In a similar way, missionary Kerry Jackson uses pictures in art to communicate important, life-saving messages to people. Kerry and his wife Twyla live in the Atlanta, Georgia area. Twyla shares Jesus by teaching English to international people and leading them in a Bible study. Kerry uses his God-given art talent to share Jesus with other creative people in his community. He does this in two ways. First, Kerry draws or paints a picture in front of a group of people as a way to share the good news about Jesus. Second, Kerry and Twyla lead Bible studies called “Creative Groups” for other artists in the area.

Kerry shared a story about how God used his art ministry to help someone meet Jesus. Kerry was drawing a picture of Jesus one night for a group of people. The child of one of his best friends was there watching Kerry draw the art. As the child watched, she felt Jesus speaking to her. The child became a Christian that night. God used Kerry's art to communicate the most important, life-saving message of all: Jesus loves us and died on the cross for our sins so we can be forgiven by God.

Choose one of the following younger/older activities for the story:

YOUNGER (GRADES 1–3)

The Jacksons Share God’s Love

■ SUPPLIES

- MJK Adventure
- assorted art supplies
- p. 19 from the MJK Leader Kit
- Bibles

1. Seat children in a circle on the floor. Give children art supplies and Bibles to hold.
2. Display the September Focus Area Map (Page 19). Show the location of Atlanta, Georgia, on the map.
3. Say: *Kerry and Twyla Jackson share God’s love with people in Atlanta, Georgia. While I read our story to find out more about the Jacksons, I want you to listen for ways the Jacksons are sharing God with the people they meet in Atlanta. Every time you hear the word “art” I want you to pass your art supplies to the person on your right. If you hear the word “Bible,” I want you to pass your Bibles to the left.*
4. Read the story “Life-saving Pictures” (p. 13 in *MJK Adventure*) aloud.
5. When you finish reading the story, discuss why the Jacksons use art to tell people about Jesus. Say: *Do any of you like to create pieces of art? How could you use art to share about Jesus?*

OLDER (GRADES 4–6)

God Loves the ATL Crossword

■ SUPPLIES

- MJK Adventure
- pencils

1. Say: *Kerry and Twyla Jackson share God’s love with people they meet in Atlanta, Georgia. Let’s think about words that describe what the Jacksons do and how they share with their community.*
2. After your group reads the story aloud, ask children to turn to “God Loves the ATL Crossword” (p. 14 in *MJK Adventure*). Explain how a crossword puzzle works. Say: *We are going to read the clues given and try to think of a word matching the clue. Once we have a word in mind, let’s see if it fits in the blanks of the crossword puzzle. If it fits, write the word in the blanks.*
3. Help children get started on the puzzle.

Clues and Answers:

- A picture is worth a _____ words. (*thousand*)
- City where our missionaries serve. (*Atlanta*)
- Kerry and Twyla both lead what kind of studies? (*Bible*)
- Kerry talks about _____ while he draws for people. (*God*)
- The last name of this month’s missionaries. (*Jackson*)
- Twyla teaches _____ to international students. (*English*)
- Kerry is an _____. (*artist*)

MAKING CONNECTIONS

Connect what children have learned so far with the Scripture focus of the month. Use the following activity to explore the Scripture and make those connections!

Share-worthy Murals

■ SUPPLIES

- ATLANTA mural from Week 1, Opening
- markers

1. Draw your group’s attention to the large butcher paper. Say: *Atlanta is a city full of murals. People enjoy finding murals across the city and posing for selfies in front of them. These picture often end up on social media as people share their adventures in Atlanta. Today, we are going to draw a scripture mural based on the Creation story. Remember, the Jacksons are artists and reach people by sharing their love of creating things.*
2. Talk to children about how to best represent the Creation story in the mural. Give advice as needed, but make sure the project really is the children’s creation.
3. Display the mural in your meeting space and take pictures of children as they pose in front of their creation. Share with families, on social media (with appropriate approvals), and with your congregation.

ADVENTURE ACTIVITY

Complete one or both of these activities as a group using the instructions found in *MJK Adventure*.

God Loves Me . . .

■ SUPPLIES

- p. 18 from the MJK Leader Kit
- MJK Adventure
- pencils

1. Say: *Kerry and Twyla Jackson share God’s love with people in different ways: through art, Bible study, and ESL lessons. Today, I want us to think about ways we can share God’s love with others.*
2. Help children make a list of things they can do for someone (unloading groceries, picking up trash when out for a walk, sharing toys, etc.). Remind children these simple acts of kindness become missions activities when they share about God’s love while they help.
3. Show children the images on “God Loves Me . . .” (P. 18) and continue the discussion about what they can do for others while sharing God’s love.
4. Practice saying “God loves me, and He loves you, too!” with children. For younger children, consider adding hand motions to help them remember each word.
5. Ask children to turn to “God Loves Me . . .” (p. 14 in *MJK Adventure*). Say: *Use the panels to show how you can share God’s love with someone in your family or community. Point out the speech bubble in*

the last panel. Say: *Sharing God's love with people we serve is a way we can help them learn about God.*

Taste of Atlanta

■ SUPPLIES

- MJK Adventure*
- hot dogs
- hot dog buns, steamed or toasted
- chili (See below for recipe)
- coleslaw
- cheese
- mustard
- plates, napkins, forks

Before the session, prepare chili according to the recipe below. If you don't have time to make homemade chili, help children warm up canned chili. Set out toppings.

1. Say: *When exploring a new city, it can be fun to learn what foods are famous there. In Atlanta, people enjoy eating hot dogs at a restaurant called The Varsity. At The Varsity you can order a hot dog with different toppings in any combination: mustard, chili, cheese, and slaw. Today, we will sample a few ways hot dogs are served at this restaurant. Let's choose toppings for our hot dogs like we would at The Varsity!*
2. Show children "Taste of Atlanta" (p. 15 in *MJK Adventure*). Serve children hot dogs and samples of each topping.

Optional: The chili can also be prepared in a Dutch Oven in an outdoor setting, along with grilled hot dogs.

Chili recipe:

- 1 pound ground beef, browned and drained
- 1 can diced tomatoes
- 1 can kidney beans (do not drain)
- 1 package chili seasoning mix

Mix ingredients in a large saucepan and bring to a boil. Reduce heat and cover. Let simmer for 15 minutes, stirring occasionally. (Serving size is 1 cup. Recipe makes 4 servings.)

PRAYERTIME

Guide your group to participate in this activity together.

Prayer Bands

■ SUPPLIES

- MJK Adventure*
- clear tape
- 1x11 strips of paper
- pencils

1. Read about the "September Missionaries of the Week" (p. 16 in *MJK Adventure*).
2. Give each child a strip of paper. Help them write the p. 16 missionaries' names on the middle of their paper. Add other prayer requests to the paper.
3. Say: *Wear this prayer band as a reminder to pray for this week's missionaries.* Secure the strip of

paper around each child's wrist by taping the ends together, overlapping for a loose fit.

4. Take turns praying sentence prayers for the missionaries and the featured missionaries, the Jacksons.

NOTES: _____

Consider This

Help new missions discipleship members feel welcome during their transition from preschool by pairing them with a responsible, caring older buddy who can help them during craft times, reading activities, and with learning group rules. Also, vary your approach to include games and activities that will engage younger members who have shorter attention spans.

Family Missions Focus

Drawing Faithful Followers in *Atlanta, Georgia*

This month, children will learn about how God is using the artistic talent of Kerry and Twyla Jackson to share the gospel with creative people in Atlanta, Georgia.

Bible Focus

This month, your child has been learning about how God made a day for rest. Play a game to reinforce the memory verse: “God blessed the seventh day and made it holy. He blessed it because on that day he rested from all the work he had done” (Genesis 2:3). On paper, draw seven squares in a line to represent seven days in a week. Write out the verse in the squares, putting a few words in each square. Practice saying the verse, covering each square with a sticky note one square at a time as children memorize more of the verse.

Ministry Focus

Kerry and Twyla Jackson work to reach the creative community in Atlanta, Georgia. They use live art presentations to share the gospel and lead Bible studies for artists of all kinds. Pray the Jacksons can point these creative people toward the Creator.

Missions Focus

▶▶▶ Sidewalk Chalk Talk

The Jacksons use art to talk to people about God. With your child, take sidewalk chalk to a place where people will be passing by in your neighborhood or a park. Using chalk, draw seven boxes, one for each day of the week. Use Genesis chapter 1 as a guide to draw the things God created on each day of the week in the boxes. As people stop to watch, talk to them about God and creation.

▶▶▶ Worship with Us

Children have been learning how God created the seventh day and made it holy. Because Jesus rose from the dead on the first day of the week, Christians have set aside Sunday as the day to worship together. Encourage your child to invite a friend that does not go to church to attend worship with your family. You can invite their family as well.

▶▶▶ Your Neighborhood Has Talent

Like the Jacksons, God has given you and your child gifts and talents. Whether it is singing, playing an instrument, dancing, painting, athletic ability, or something else, encourage them to use their talents to point others to Jesus. Consider planning a neighborhood talent show. Invite neighbors and use the opportunity to share about Jesus.

Use this resource to reinforce what your child is learning every month in your children’s missions group.

NOTES FROM YOUR CHILD’S LEADERS:

WMU® grants permission for leaders to copy this page for each child’s parent(s) or guardian(s).

MISSIONS JOURNEY: *Kids*

ADVENTURE



LIFE-SAVING PICTURES



You may have heard the saying “a picture is worth a thousand words.” It means pictures are a great way to communicate important messages clearly, often better than words. Think about road signs. Most road signs don’t have many—or any—words. They use shapes, colors, and pictures to communicate important messages. A red octagon-shaped sign beside the road gives a driver the important message to stop. The message could save the driver’s life!

In a similar way, missionary Kerry Jackson uses pictures in art to communicate important, life-saving messages to people. Kerry and his wife Twyla live in the Atlanta, Georgia area. Twyla shares Jesus by teaching English to international people and leading them in a Bible study. Kerry uses his God-given art talent to share Jesus with other creative people in his community. He does this in two ways. First, Kerry draws or paints a picture in front of a group of people as a way to share the good news about Jesus. Second, Kerry and Twyla lead Bible studies called “Creative Groups” for other artists in the area.

Kerry shared a story about how God used his art ministry to help someone meet Jesus. Kerry was drawing a picture of Jesus one night for a group of people. The child of one of his best friends was there watching Kerry draw the art. As the child watched, she felt Jesus speaking to her. The child became a Christian that night. God used Kerry’s art to communicate the most important, life-saving message of all: Jesus loves us and died on the cross for our sins so we can be forgiven by God.

MEET KERRY AND TWYLA JACKSON

Area of Service: Atlanta, Georgia

Responsibilities: Sharing the gospel through art to all people in Atlanta and using “Creative Groups” to disciple creatives in the Atlanta art community.

Hobbies:

Kerry—Music, classic TV


Twyla—Reading, sewing, hiking

Favorite Bible Verses:

Kerry—John 14:6, Exodus 31:1-7

Twyla—Matthew 7:13-14

God Loves the ATL Crossword



DOWN

1. A picture is worth a _____ words.
2. City where our missionaries serve.
3. Kerry and Twyla both lead what kind of studies?

ACROSS

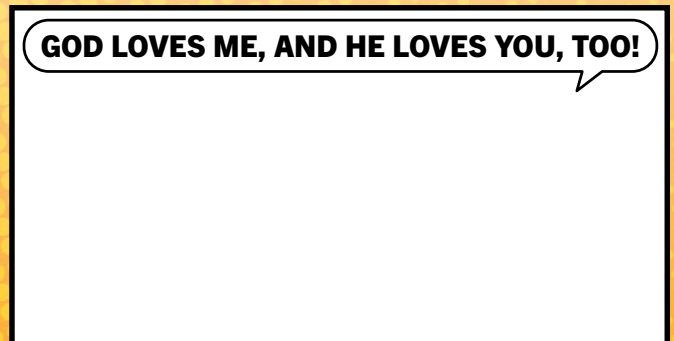
4. The last name of this month's missionaries.
5. Twyla teaches _____ to international students.
6. Kerry is an _____.
7. Kerry talks about _____ while he draws for people.



God Loves Me . . .

Sharing God's love with friends and family can be as simple as doing something for someone and saying "God loves me, and He loves you, too!"

Use the panels below to draw a story of how you can share God's love with a friend or family member.



Taste of Atlanta



One famous place to eat in Atlanta is The Varsity restaurant. The Varsity, established in 1928, is known for its yummy fast-food options, including chili dogs. Get an adult to help you make this homemade chili recipe to serve over hot dogs . . . just like The Varsity in Atlanta!

What you need:

- 1 pound ground beef, browned and drained
- 1 can diced tomatoes
- 1 can kidney beans (do not drain)
- 1 package chili seasoning mix
- hot dogs
- hot dog buns

What you do:

Mix the first four ingredients in a large saucepan and bring to a boil. Reduce heat and cover. Let simmer for 15 minutes, stirring occasionally. Serve over hot dogs.

Option: Kick your chili dog up a notch by lining the bun with sliced American cheese, toasting it, and topping your chili with some mustard or coleslaw!

(Serving size is 1 cup. Recipe makes 4 servings.)



SEPTEMBER

MISSIONARIES OF THE WEEK

North American
Mission Board

WEEK 1

KATELIN SILLERY

Birthday: September 5
Place of Service: Idaho

imb INTERNATIONAL
MISSION BOARD

BK

Birthday: September 6
Place of Service: Northern African and
Middle Eastern Peoples

North American
Mission Board

WEEK 2

JEAN NIYONDIKO

Birthday: September 13
Place of Service: Oklahoma

imb INTERNATIONAL
MISSION BOARD

MC

Birthday: September 13
Place of Service: South Asian Peoples

North American
Mission Board

WEEK 3

JOEL GARCIA

Birthday: September 20
Place of Service: Ontario

imb INTERNATIONAL
MISSION BOARD

INGRID WOODBRIDGE

Birthday: September 20
Place of Service: European Peoples

North American
Mission Board

WEEK 4

SAFWAT ATTIA

Birthday: September 27
Place of Service: New York

imb INTERNATIONAL
MISSION BOARD

JOHN TAIL

Birthday: September 27
Place of Service: American Peoples


When praying for missionaries celebrating birthdays this month,
ask God to help with the following:

- strategies for sharing Christ with others
- quality time with their families
- good health

DAY 1




DAY 2



DAY 3



DAY 4



DAY 5



DAY 6



DAY 7

REST



**I brought you
flowers because
God loves me
and He loves
you, too!**



**I am helping rake
your leaves because
God loves me and
He loves you, too!**



**I want to help
clean up dishes
because God loves
me and He loves
you, too!**

ATLANTA



ATLANTA