

Why Missions Discipleship Is Important for Teenage Girls



“The value of missions discipleship for girls is to instill in them a desire to know Christ and make Him known. To challenge them to put their faith into action by being Jesus’ hands and feet in their everyday life at home, in school, and in their community.”

– Robyn Meade, Acteens leader,
First Baptist Church, Ashville, Alabama

Missions discipleship for teenage girls guides them to look beyond themselves and become actively involved in missions and ministry.

What happens in missions discipleship doesn’t just stay within the walls of the church; **girls are challenged to live their lives openly for Christ in a very authentic and influential way.** They grow to see that God can use them every day in countless ways to change their world.



Table of Contents

- [What is Acteens?](#) 2
- [Resources for Teenage Girls](#) 3
- [Sample Session.](#) 4

What is Acteens?



Acteens is a missions discipleship group for girls in grades 7–12.

Each week, Acteens learn about the ways God is at work in the world around them. They also commit themselves to the Scriptures, finding strength and purpose in their words. Biblically-based and mission-focused, Acteens fearlessly share the good news of Jesus Christ with everyone they meet. The leaders of tomorrow are built today in Acteens.

Acteens strive to . . .

- learn about missions,
- pray for missions,
- give to missions, and
- be on mission for Jesus Christ.

Acteens fosters a love of Jesus Christ and lights an unquenchable fire in the hearts of teenage girls to share His love with the world.

For more information about starting an Acteens group, visit wmu.com/students.

To learn more about leading Acteens, visit wmu.com/howtoleadstudents.

Join our Facebook community: facebook.com/NationalActeens

How to Start Acteens

1. Pray.
2. Meet with your pastor and student minister to pray together about starting Acteens in your church.
3. Determine how many Acteens groups and leaders you will need based on the size of your church.
4. Order *Missions Journey: Students* for your group.
5. Meet with your leaders to organize and make plans.
6. Begin promoting 6–8 weeks before you plan to get started.



We're here to help!

For questions about starting or leading an Acteens group:

National WMU: Contact Heather Keller, ministry consultant, at hkeller@wmu.org or (205) 995-4816.

State WMU: Find links to state WMU websites at wmu.com/statecontacts.

Contact your local Baptist association, your state WMU office, or national WMU for training opportunities.



Resources for Teenage Girls



Missions discipleship will help your teenage girls grow to become disciples of Jesus who live on mission. By seeing missionaries serving around the world and by being encouraged to personally share the gospel with others, missions will become a part of your teenage girls' DNA.



Missions Journey: Students


This versatile resource is customizable based on the needs of your group. Girls will meet missionaries serving all around the world, be encouraged to grow in discipleship, and become active agents of gospel change in their own communities. Order one per group.

One-Month Package

Missionary videos and 4 digital lessons (material for one month): \$19.99
Price subject to change.

One-Year Package

Twelve monthly units, each containing missionary videos and 4 digital lessons (material for one year): \$199.99
Price subject to change.

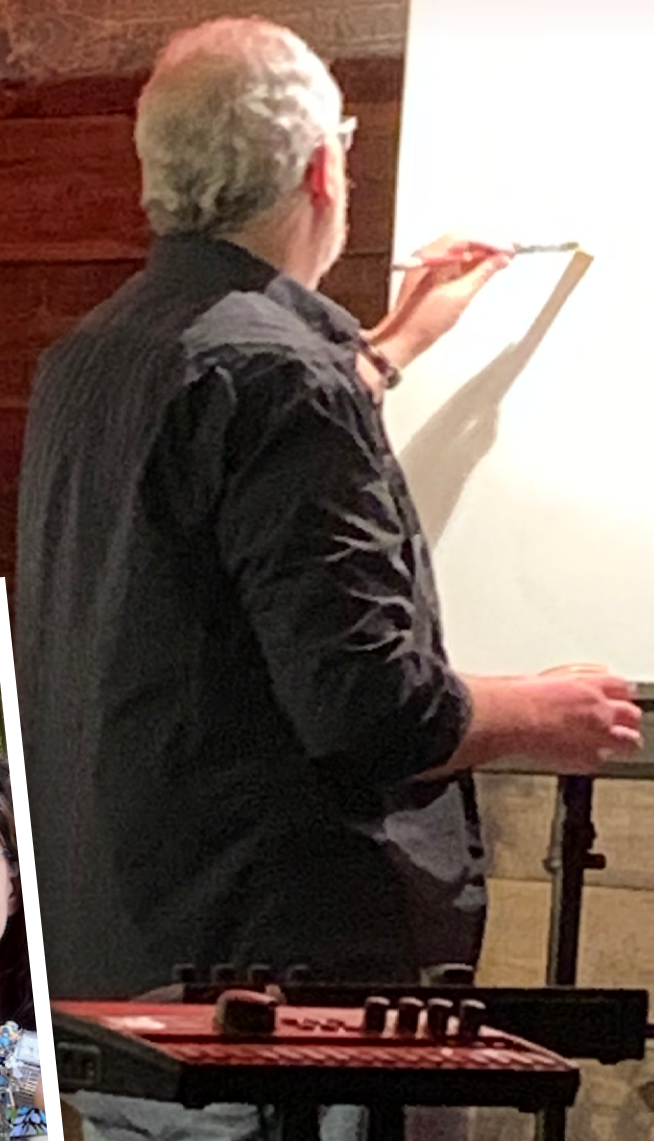


For a full listing of all resources available to enhance your teenage girls' missions experience, visit wmustore.com/students.

New Customers: Save 20% Today!

Ready to get started and be on mission? **Enjoy 20% savings** on your **new curriculum order** by calling WMU Customer Service at 1-800-968-7301, Monday–Thursday, 8:00 a.m.–5:00 p.m. CT. Be sure to mention promo code **START20**. (Some restrictions apply. Discount not available at wmustore.com.)

MISSIONS JOURNEY: *Students*



ATLANTA, GEORGIA



TABLE OF CONTENTS



From the Editor	2
Leadership	3
How to Use This Resource	4
Tech Stuff	5

SPOTLIGHT

Get Ready	6
Background	7
Lesson	8
Reflection: Drawing to the Rock	11

DISCIPLESHIP

Get Ready	12
Background	13
Lesson	14
Reflection: Bezalel	17

CHALLENGE

Get Ready	18
Lesson	19

ACTION

Get Ready	22
Lesson	23
Option 1: Painting Class	24
Option 2: Open Mic Night	25

SUPPLEMENTAL ACTIVITIES

Drawing to the Rock Ministry	26
Arts Ministry in Your Church	26
Prayer Calendar Activities	27
Coloring Page	28
On the Journey	29

ABOUT THE WRITER:

LaRaine Rice lives in Lexington, Kentucky. She serves as a Missions Service Corps Missionary through her work with Orphan Care Alliance. She is married to Jeff and the mother of two middle schoolers.

EDITORIAL TEAM:

Jon Jeffries, editor
Kaitlin Ellis, copy editor
Jennifer Richburg, art director
Heather Keller, consultant

Have questions? Got feedback?
We'd love to hear from you.
Email us at students@wmu.org.

Photos courtesy of North American Mission Board, Kerry and Twyla Jackson, and by Shutterstock.com and Unsplash.com.

National WMU is not a part of the Cooperative Program allocation budget and receives no funds from the Annie Armstrong Easter Offering or Lottie Moon Christmas Offering. National WMU is supported through the sale of missional resources and from investments and charitable contributions.

Woman's Missionary Union
PO Box 830010
Birmingham, AL 35283-0010

© 2023 by Woman's Missionary Union
All rights reserved.
Woman's Missionary Union® and WMU® are registered trademarks.

All rights reserved. Woman's Missionary Union grants to the initial purchaser or purchaser's organization (the "Individual or Organization") the non-transferable right to create hard copy masters and/or electronic files of the purchased publication, suitable for printing and distributing the text of the purchased publication in carrying out the prescribed purpose of the purchased publication. The Individual or Organization agrees that it will not, for any reason, reproduce in any form, store in any retrieval system, or transmit in any form by any means—electronic, mechanical, photocopy,

recording, or otherwise—this publication, in whole or in part, to distribute, resell, or otherwise transfer, the purchased publication to any other individual or organization.

Woman's Missionary Union, WMU, Christian Women's Job Corps, CWJC, Christian Men's Job Corps are registered trademarks of Woman's Missionary Union, Birmingham, Alabama. WorldCrafts, CMJC are service marks of WMU.

All Scripture quotations, unless otherwise indicated, are taken from the Holy Bible, New International Version® NIV®, Copyright © 1973, 1978, 1984, 2011 by Biblica, Inc.™ Used by permission of Zondervan. All rights reserved worldwide.

Scripture quotations marked (ESV) are from The Holy Bible, English Standard Version® (ESV®), © copyright 2001 by Crossway, a publishing ministry of Good News Publishers. Used by permission. All rights reserved.

While WMU attempts to review suggested websites for appropriate content, we have no control over the information on other websites, nor does referencing them imply our endorsement. Website addresses were active at time of publication.

HOPE IN CHRIST



"I hope I'm not stuck." That was my first thought after landing deep in a mound of foam blocks at a local trampoline park. My second thought was, "I hope I don't lose my socks." As I attempted to extract myself from the pit, I could feel my socks gradually working their way down my feet, threatening to disappear into the abyss. It was like multicolored quicksand. The more I struggled, the deeper I sank! While I was having a fun day with my family, I now found myself in a situation where I was hoping I wasn't stuck!

I put hope in myself to be able to climb out, which thankfully, I eventually did. But what if my hope had been misplaced? What if I couldn't climb out by myself? I would have needed to place my hope in someone else to help me out. That, or remain stuck in the pit.

In a much more serious way, our students can feel trapped and without hope. They can feel stuck in a pit of foam blocks where everything is colorful and calls for their attention, but nothing is solid and dependable. And the more they struggle, the deeper they sink. In this world where teens are encouraged to "find their own truth," may we extend to students the true hope only found in Jesus Christ.

But what about us as leaders? If we're honest, discipling teenagers can sometimes seem to be a hopeless pursuit. We wonder if they'll ever get it. We wonder if it is worth it. May we, too, cling to the hope of Christ. Along with our students, we desperately need outside help only found in Him. We need Jesus to pull us from the pit of hopelessness and into His marvelous light.

I hope you do not feel stuck. I hope this letter finds you well. If you are reading this in September 2023, I hope you are excited about the upcoming new church year. The WMU emphasis for the 2023-2024 church year is Hope in Christ. This emphasis is rooted in the verse Romans 12:12 in which the apostle Paul encourages the believers in Rome to, "Be joyful in hope, patient in affliction, faithful in prayer." As we begin a new church year, may we remain faithful in praying for our students, patient in the afflictions that come our way, and joyful in the solid, saving hope that is only found in Christ.

Serving together,
Jon Jeffries, editor



PROJECT IDEAS FOR PROJECT HELP: MENTAL HEALTH

Countless studies show that Gen Z members report feeling isolated and alone. Interestingly enough, students are more “connected” than they’ve ever been because the Internet is practically in their hands. But somehow, they are more isolated than ever. Oftentimes a student’s mental health can be negatively affected by these feelings of isolation.

Helping your students understand how to break that isolation and feeling of loneliness is a great way to not only help your students, but also demonstrate the need to share Jesus with their friends. It is quite possible their friends experience the exact same feelings.

How can you engage your students to help someone who may be experiencing isolation or loneliness?

- **Healthy Minds:** Challenge students to create a list of ways they can help themselves and their friends to have healthy minds. This may include exercise, journaling, or memorizing scripture. Discuss who might benefit from one of these activities and plan how you can engage someone with a project like this. For example, exams or testing times can bring about a lot of stress for some students. Students can provide journals or scrapbook supplies for a college dorm or for a small group of students. When they deliver the supplies, they can share about Jesus and His love for this group.
- **Art Projects:** Host an art party and invite friends to come together and create a piece of art together. During your time together, share a devotion and snacks, of course! Discuss how to grow in Christ together as a community. The key word is together!
- **Create community:** Decide which activities help create a sense of togetherness in your community. Challenge students to create sharing opportunities around those events or ideas. For example, if coffee is popular among the students in your community, host a coffee night. Being part of a group that shares similar interests is a great way to support a healthy mind while learning about Jesus.
- **Support local ministries:** Look around your community and find groups who minister to those who might experience a mental health challenge. Discuss challenges clients of that ministry may face. Research what your group can do to make a difference in that ministry.

Helping your group create a feeling of community and connections will help your student’s own mental health, but will also encourage others to come and join in as well.

For more information about Project HELP: Mental Health, visit: wmu.com/projecthelp.

See you out there,

Heather Keller, student consultant

Leader Tips:

Middle Schoolers are at a pivotal point in their spiritual life and their journey with missions discipleship. Consider the following ways to help them find their place:

- Give them more responsibility. Consider asking them to set up a way to show videos, help teach a lesson, or organize prayer requests. Middle schoolers are more likely to engage when they have responsibilities or a task to complete.
- If your middle schoolers are moving up from a children’s missions discipleship group, they should find more opportunity now that they are youth. This should include more opportunity to help plan mission projects and participate in discussions. In addition to being a learner, they should be a doer.
- Encourage middle schoolers to find someone older they can look up to in the group, like a high school student. At the same time, encourage them to be an example to younger students in the group.

HOW TO USE THIS RESOURCE



Welcome to *Missions Journey: Students*! We're so glad you are on this journey with us. Here are a few tips we think you might find helpful as you explore your new material.

How do we use this resource?

Any way you want to! We've made *Missions Journey: Students* customizable so you can adapt it to fit the needs of your group of students.

What's included?

Each unit of *Missions Journey: Students* includes four lessons—Spotlight, Discipleship, Challenge, and Action; links to three videos; and supplemental activities and prayer calendar activities that can be used to enhance the lessons.

- The videos feature firsthand accounts from real people who are serving Christ. They serve in a variety of environments and with people from all around the globe. Links to the videos, which are housed on Vimeo, are provided in the lesson plans. For tips on accessing and downloading the videos, see “Tech Stuff” (p. 4).
- The Spotlight Lesson walks your students through an overview of the workers and the people they serve. The Spotlight Video is followed up by discussion, activities, and focused prayer.
- The Discipleship Lesson dives into the Word as students explore a passage of Scripture that is integral to the work of those who speak to the Scripture passage in the Discipleship Video. Each Discipleship Lesson links to a Leader Devotion written specifically to encourage you, but also to give you more background information on the Scripture you're about to cover.

- The Challenge Lesson empowers students to use what they have learned in the unit about sharing the gospel to reach out in their own community and/or on trips. They are challenged by the featured workers in the Challenge Video to “walk the walk.”
- The Action Lesson puts all that the students have learned into action. They learn by actually planning and sharing Christ with others.
- Supplemental Activities are included in case your group responds well to crafts or hands-on learning projects. And you may have more time some months than you do others. Either way, you've got additional projects or activities that will supplement what your students are learning. You can use these with any lesson.
- Prayer Calendar Activities are included to better engage students' minds in praying for workers on their birthdays. You can use these with any lesson.
- Oh, and blogs! Check out our blogs to find additional project ideas and first-person experiences in discipleship, and to hear from student leaders who are currently working with groups of teens similar to yours. Find our blogs here: wmu.com/students-blog.

How do we involve our students?

- Stretch and grow your students' leadership skills by having them lead your meetings and plan their own projects!
- Students are church leaders in training. Your role becomes that of encourager, trainer, mentor, facilitator, support staff, or whatever you want to call it. The amount of your involvement will, of course, depend on the maturity and strengths of your students.



These days, many teens consume multimedia the way some of us used to consume hieroglyphics! It's their language. It's how their brains work. *Missions Journey: Students* is designed to engage students in ways that ignite a passion in them for accepting Christ, growing in Christ, and sharing Christ with the nations.

How can we view the videos?

- Watch the videos from the host site, Vimeo, using your data plan, or your church's Wi-Fi.
- Download the videos to a personal digital device ahead of time. If you don't have home internet service, most libraries, restaurants, and coffee shops provide free Wi-Fi.
- Many teens have smartphones, and they can help you access the videos. Teach leadership accountability by assigning different teens the responsibility of downloading the videos each week.

How do we download videos from Vimeo?

- When you click on a video link in this PDF, the link will take you directly to that particular video.
- Below the video, in the description area, you will see a Download button.
- When you click Download, you will be given the option of choosing the video resolution/file size that you want to download. The larger the file size, the higher the resolution, the better the video quality will be when played.
- Also, Vimeo has a handy help section. Please note, at the request of NAMB and IMB, *Mission Journey: Students* videos will only be available online for two years from the date of publication. After two years the video will be taken down from Vimeo and the links in this PDF will no longer work. If you wish to save the videos and use them beyond two years, please download the videos from Vimeo and save them.

Please Note

While WMU attempts to review suggested websites (those not owned by WMU) for appropriate content, we have no control over the information on those websites (including user comments, ads, etc.), nor does referencing them imply our endorsement.

WMU recommends leaders preview any web content before sharing it with their students.

Website addresses were active at time of publication.

Tip: *If you need help with the tech stuff and you live near a college, especially one that has a Baptist Campus Ministry, ask for help there. This could even be a good way to get local college students involved in your church. (Two birds, one stone, anyone?)*



SPOTLIGHT: GET READY

Kerry and Twyla Jackson serve as Missions Service Corps missionaries in Marietta, Georgia, a suburb in Atlanta. Kerry, a painter, ministers to the creative community through small groups, teaching, and live painting. Twyla assists him in the ministry, teaches English as a Second Language, and works full-time as a registered dietitian.


WHAT DO I DO?

PREPARE

- › Review
 - [Spotlight Video: Atlanta, Georgia](#)
 - [Spotlight: Background \(p. 7\)](#)
 - [Spotlight: Lesson \(p. 8\)](#)
- › Gather Supplies
 - [Spotlight Video: Atlanta, Georgia](#)
 - copies of [“Reflection: Drawing to the Rock” \(p. 11\)](#)
 - pens or pencils
- › Set up a way to play the video.
- › Decide how (or if) you will make use of the handout [“Reflection: Drawing to the Rock” \(p. 11\)](#).
- › Review [“Supplemental Activities” \(p. 26\)](#) and [“Prayer Calendar Activities” \(p. 27\)](#) for possible use.

LEAD THE LESSON . . . IN 4 EASY STEPS!

1. Watch the video
2. Talk about it
3. Get active
4. Pray



SPOTLIGHT: BACKGROUND

MISSIONS SERVICE CORPS:

Career missionaries serve with the International Mission Board and the North American Mission Board. However, there are many missionaries who serve with both organizations that raise their own support. In North America, these missionaries are known as Missions Service Corps missionaries.

Kerry shares, “As Mission Service Corps missionaries, we have to raise our own financial support for both our living and ministry expenses. Relying on mission partners to support our ministry can be very humbling and trying. However, God has always been faithful in meeting our needs.”

“I can relate to and build relationship with other creatives because I am one. Twyla has a passion for internationals, and she is able to serve them in teaching English as a Second Language. She also co-teaches a Bible Study for internationals for our sending church every Sunday morning.”

—Kerry Jackson

ATLANTA:

Atlanta is the capital of Georgia and it is the largest city in the state. In 2020, the population in the greater Atlanta area was more than six-million people. Atlanta is home to The Hartsfield Atlanta International Airport, one of the busiest airports in the world. Atlanta, host of the 1996 Olympics, is also home to many professional sports teams. There are approximately 40 institutions of higher learning in the city.

Atlanta is known as the Hollywood of the South due to the growing number of movies and television shows filmed there. The film industry brings in billions of dollars each year. Georgia is also home to a thriving music industry with approximately 20,000 individuals working in the industry providing an estimated \$3.7 billion annual impact. There is an emerging interactive entertainment industry (video games and other entertainment) thanks to similar tax incentives.

Advice for students: *“Since we are made in the image of God, everyone has creativity within them, it is just expressed differently. Our desire is for [those] who witness our ministry will understand that no matter what their talent, interests, and passion is, that they can use it to help people find Jesus.”*

— Kerry Jackson



SPOTLIGHT: LESSON

1. WATCH THE VIDEO

- You will need the [Spotlight Video: Atlanta, Georgia](#)
- Use the information in the video and [“Spotlight: Background” \(p. 7\)](#) to introduce the focus of this study.
- Ask students to name an industry that seems to lack understanding of Christianity. Allow time for discussion. Ideally students will answer, “Hollywood/entertainment industry.” If not, mention it. Discuss reasons why the film industry needs a Christian witness. State that this unit focuses on missionaries who have been called to work with the creative community in Atlanta, known as the Hollywood of the South.
- Distribute copies of [“Reflection: Drawing to the Rock” \(p. 11\)](#) or read through the reflection questions before students watch the video as a guide.
- Show the video.

2. TALK ABOUT IT

Allow students time to finish answering the questions.

Ask students if they have heard of Mission Service Corps missionaries. Explain that Mission Service Corps missionaries serve in the United States. They are appointed by the North American Mission Board (NAMB) and/or through state conventions. MSC missionaries go through an application process and orientation, similar to those who receive funding from NAMB or the International Mission Board. However, they are responsible for their own funding. Sometimes MSC missionaries are paid by the ministries they serve or through regular jobs. Twyla Jackson works as a registered dietitian to provide financial support and life insurance.

Discuss question one.

1. The Jacksons are involved in a variety of ministries. What are those ministries? How does God use their interests and talents to minister to people?

“I HAVE CHOSEN BEZALEL . . . AND I HAVE FILLED HIM WITH THE SPIRIT OF GOD, WITH WISDOM, WITH UNDERSTANDING, WITH KNOWLEDGE AND WITH ALL KINDS OF SKILLS—TO MAKE ARTISTIC DESIGNS FOR WORK IN GOLD, SILVER AND BRONZE, TO CUT AND SET STONES, TO WORK IN WOOD, AND TO ENGAGE IN ALL KINDS OF CRAFTS” (EXODUS 31:2-5 NIV).

Tip: You may want to use the [“Drawing to the Rock” video](#) to showcase Kerry’s live painting performances at this point.

The Jacksons are involved with internationals, a church plant, a small group for creatives, teaching, and live performances.

Discuss question two.

2. Why is the city of Atlanta a good place for an artist like Kerry to minister?

Kerry referred to Atlanta as the Hollywood of the South. Further explain what this means using the information from the spotlight section at the beginning of this lesson. At this point, you may want to research some of the movies and shows that were filmed in Atlanta. Like Kerry, there are many people in Atlanta who think with an artistic mindset. It can be easy for people in the entertainment industry to turn away from Christ. Christian artists, like Kerry, are needed to share Jesus with others in this industry.

Discuss question three.

3. Why did Twyla find the testimony of the 85-year-old Russian encouraging?

Twyla works with internationals. What did the 85-year-old man say? Do you find this surprising? Why was she encouraged by this? Are there people around you or in your community who have not read the Bible? How can you encourage someone to read the Bible for the first time?

Discuss question four.

4. Read Exodus 31:2-6. In what ways does God give artists the ability to point others to Him? How does God use the arts in your church for worship? How can the arts bring people closer to God?

Read Exodus 31:2-5 at the top of the handout. In what ways does God give abilities to artists to point others to Him? Musicians use instruments and vocal talents to lead people in worship. Designers create serene, worshipful atmospheres in churches. Spend time on this question as you will likely have students in your group who are artistic. Ask those students to think of ways they can use their talents in church.

3. GET ACTIVE

Atlanta is known as the Hollywood of the South for the film industry. Using cell phones, students will create a short film. This video can tell a well-known story from the Bible or a worship video.

Reflection Questions:

1. The Jacksons are involved in a variety of ministries. What are those ministries? How does God use their interests and talents to minister to people?
2. Why is the city of Atlanta a good place for an artist like Kerry to minister?
3. Why did Twyla find the testimony of the 85-year-old Russian encouraging?
4. Read Exodus 31:2-6. In what ways does God give artists the ability to point others to Him? How does God use the arts in your church for worship? How can the arts bring people closer to God?

FOR REEL**Items Needed:**

→ cell phones

Instructions:

Remind students that Atlanta is known as the Hollywood of the South due to its active role in the film industry. Tell students that they will make brief (30- to 60-seconds) Christian videos. These videos can be music or worship videos, tell a Bible story, or share the Christian faith in a creative way.

Depending on the size of your group, divide students into groups of two or four. Each group will need access to one cell phone. Make sure each group has one student who is willing to share their phone. Give students about ten minutes to create the videos. Allow students time to share with the group. Encourage students to share their videos in their own social media or share it to your church's accounts. Make sure to have parental permission before sharing.

4. PRAY**DRAW TO THE ROCK****Items needed:**

→ paper
→ pens or pencils

Instructions:

Give students pen or pencil and paper. Remind students the name of Kerry Jackson's ministry is Drawing to the Rock.

Ask students to draw a large rock on a piece of paper. State that God is our rock. He is our firm foundation. Ask students to draw prayer requests on the rock. Students will use their creativity to draw the requests, but the creativity required will help them visualize placing their needs on God's firm foundation. Students may want to share their drawings with each other.

Be sure to include these requests from the Jacksons:

1. Pray for opportunities to share the art ministry.
2. Pray for those the Jacksons disciple to become disciple makers.
3. Pray for more ministry partners to join the Jackson's team.
4. Pray for the internationals Twyla ministers to that they will become followers of Christ.
5. Pray for Kerry and Twyla's spiritual and physical health.



For creative ideas on how to incorporate praying for workers on their birthdays, check out [“Prayer Calendar Activities” \(p. 27\)](#).

God,
THE CREATOR OF HEAVEN AND EARTH,
THANK YOU FOR GIFTING US WITH
CREATIVITY. WE PRAY THAT WE
WILL USE IT TO BRING YOU GLORY.
WE PRAY FOR KERRY AND TWYLA
JACKSON AS THEY SERVE YOU IN
ATLANTA, GEORGIA. IN JESUS' NAME
WE PRAY, AMEN.



REFLECTION: DRAWING TO THE ROCK

“I have chosen Bezalel . . . and I have filled him with the Spirit of God, with wisdom, with understanding, with knowledge and with all kinds of skills— to make artistic designs for work in gold, silver and bronze, to cut and set stones, to work in wood, and to engage in all kinds of crafts” (Exodus 31:2-5 NIV).

1. The Jacksons are involved in a variety of ministries. What are those ministries? How does God use their interests and talents to minister to people?
2. Why is the city of Atlanta a good place for an artist like Kerry to minister?
3. Why did Twyla find the testimony of the 85-year-old Russian encouraging?
4. Read Exodus 31: 2-6. In what ways does God give artists abilities to point others to Him? How does God use the arts in your church for worship? How can the arts bring people closer to God?



DISCIPLESHIP: GET READY

Kerry and Twyla Jackson serve as Missions Service Corps missionaries in Atlanta, Georgia. They work among the active artistic community. Kerry is inspired by the story of Bezalel, Oholiab, and other artists who constructed the tabernacle. In this lesson, students will discover that God has gifted His creative spirit to people.

WHAT DO I DO?

PREPARE

- › Review
 - [Discipleship Video: Atlanta, Georgia](#)
 - [Discipleship: Background \(p. 13\)](#)
 - [Discipleship: Lesson \(p. 14\)](#)
- › Gather Supplies
 - [Discipleship Video: Atlanta, Georgia](#)
 - copies of [“Reflection: Bezalel” \(p. 17\)](#)
- › Decide how (or if) you will make use of the handout [“Reflection: Bezalel” \(p. 17\)](#).
- › Set up a way to play the video.
- › Review [“Supplemental Activities” \(p. 26\)](#) and [“Prayer Calendar Activities” \(p. 27\)](#) for possible use.

LEAD THE LESSON . . . IN 4 EASY STEPS!

1. Review
2. Watch the video
3. Talk about it
4. Pray



PRAYER CALENDAR ACTIVITIES

Engage students to pray for workers or challenge them to develop their own activities that focus on praying for workers on their birthdays. Visit wmu.com/prayercalendar.

CREATE A PRAYER

ITEMS NEEDED:

- molding clay, construction paper, or interlocking blocks
- access to wmu.com/prayercalendar

DIRECTIONS:

Give students something to manipulate in order to create a prayer. They can use molding clay to sculpt, construction paper to tear or fold into a shape, or interlocking blocks to build something. Give time for them to be creative and create something that represents the request. For example, they can mold a broken heart to pray for a missionary who is missing their family.

After they create the prayer request, give them time to share the request creations. Close in prayer.

SWEET PRAYERS

ITEMS NEEDED:

- bag of colorful, chewy candy
- access to wmu.com/prayercalendar

DIRECTIONS:

Before this activity, students will need to thoroughly wash their hands. Students will pull a colorful, chewy candy from a bag. Depending on the color of the candy, the student will say a prayer or offer thanksgiving for a missionary. For example, red can represent family and yellow can represent something you are thankful for. Pass the candy around the room until everyone has a chance to pray for the missionaries at least two times.



I have chosen Bezalel . . .

and I have filled
him with the
spirit of God,
with wisdom,
with understanding,
with knowledge and
with all kinds
of skills—

to make artistic designs

for work in gold,
silver and bronze,
to cut and set stones,
to work in wood,
and to engage in
all kinds of crafts.

EXODUS 31:2-5

On the Journey • September 2023

by Sandy Wisdom-Martin

Who's Your Missionary?

I enjoy being at International Mission Board (IMB) missionary appointment services and watching the faithful be dispatched and dispersed to the nations. But it is a sacred privilege to be present when IMB missionaries come off the field and we celebrate their lifetime of kingdom impact.

At a recent IMB emeriti event, we honored missionaries representing 1,244 years of service. Can you imagine the testimonies I heard while being in that setting? Let me share quotes from five different missionaries.

In 2008, I met a teenager named Mafuli. When we met, Mafuli's plan was to rob me. Instead, God saved him and began to change him and use him. Even with life being so messed up, Mafuli began witnessing to his friends. Today he is the pastor of a church he planted that worships on land he purchased in a building he built.

After I shared the gospel with a man, he responded, "It seems like all of these stories are pointing to the Crucifixion of Jesus." After the ninth story, the man said, "Everything you're telling us shows God has a way for forgiveness." God's Word is powerful.

A boy had a dream about a cross. This happened when Christians all around the world were praying for his people. They asked us to come and share the meaning of this cross. Christians prayed. God sent a dream. Then He sent us.

I went overseas later in life. As a widow and a mother, I felt I could especially relate to women in Zimbabwe. God did amazing things during my years there as we held Bible studies in the street markets, taught rural pastors' wives, trained young adults, and taught children. I even helped start a church in a squatter camp.

High in the Guatemalan mountains are a people who used to fight all the time. Two witch doctors were in control of the whole area. When the two witch doctors came to know Jesus, they changed. The whole area was transformed, not by what we did, not by what anyone else did, but because God transformed that community.

Your church needs to hear the stories of God's work in the world. Through IMB's Church Connections ministry, more than 30,000 churches—possibly including your own—have been assigned IMB missionaries. Do you know the IMB missionary assigned to your church? Reach out to info@imb.org to discover the name of your missionary and to help IMB know a good contact at your church. Please pass this information along to missions-minded leaders in nearby churches.



Father,

Thank You for missionaries who give their lives to proclaim the gospel among the nations. Pierce our hearts for the lost. Unite Southern Baptists around the missionary task.

In Jesus' name. Amen.