

My Family Plays and Prays

by Kendra Thomason

Cover Illustration by JaNan Gross, age 8



To the many dedicated and committed
preschool teachers who pour their hearts
into teaching preschoolers, thank you for caring.
Thank you for sharing.
Preschoolers are worth it!

My Family Plays and Prays

ACTIVITY BOOK FOR PRESCHOOLERS





BY KENDRA THOMASON

NOTE TO PARENTS

"Children are a gift of the Lord" (Psalm 127:3). The Bible teaches that children are God's gift and blessing. Jesus demonstrated the importance of children as He welcomed and held them in His arms. He also spoke of a spiritual quality of openness and faith in children that everyone must have to receive God's love (Mark 10:13-15).

The Bible instructs parents to teach children to love God with complete devotion. The Bible gives instructions about how to teach children the principles of loving God completely. "Talk of them when you sit in your house and when you walk by the way and when you lie down and when you rise up" (Deut. 6:7).

My Family Plays and Prays promotes steps toward creating an atmosphere where prayer, loving, and serving God are a part of play and work. As you help your child to do these activities, use the  Bible thought or  prayer thought at the bottom of each page. The Bible thoughts will help young children begin to understand God's love, care, and direction for life. Prayer thoughts will help them express thanks for God's gifts.

Dewey Decimal Classification: C248.3

Subject Headings: PRAYER

FAMILY--RELIGIOUS LIFE

FAMILY LIFE

CHILDREN--RELIGIOUS LIFE

Bible references are taken from **New American Standard Bible**, © The Lockman Foundation, 1960, 1962, 1963, 1968, 1971, 1972, 1973, 1975, 1977.

Published by Holman Bible Publishers, Nashville. Used by permission.



© New Hope 1992

All rights reserved.

P. O. Box 12065

Birmingham, AL 35202-2065

ISBN: 1-56309-050-3


W928105•10M•0592

God planned for people to have families. Every family is different. God loves all families. Draw a picture of your family. Thank God for your family.




Thank You, God, for my family. Help us to love You everyday.

Some families play at the beach. Look at the rows of shells. Put a blue X on the shell that is different in each row.




God made the ocean and the dry land (see Psalm 95:5).

Families like to go to the park. They enjoy flying kites. Help unscramble the kite strings. Use a crayon to follow each string to its kite.



Thank You, God, for beautiful places to play.

Some families like to go to the zoo. Maybe your family does, too. Look at the pictures. Find the animals that need to be finished. Use your crayons to finish them.



God made the animals (see Genesis 1:25).



Thank You, God, for all the animals You made.

Do you enjoy going on picnics with your family? Circle the foods your family might take on a picnic. What could you do to help get ready for a family picnic?



We are helpers (see 2 Cor. 1:24).

Talk with someone in your family about planning a picnic. Draw a picture of a good place for a picnic.



Thank You, God, for good food to eat. Thank You for picnics and other fun.

Families work together. Draw around your hand with a crayon. Draw lines from your handprint to the kinds of work you could do with your family.

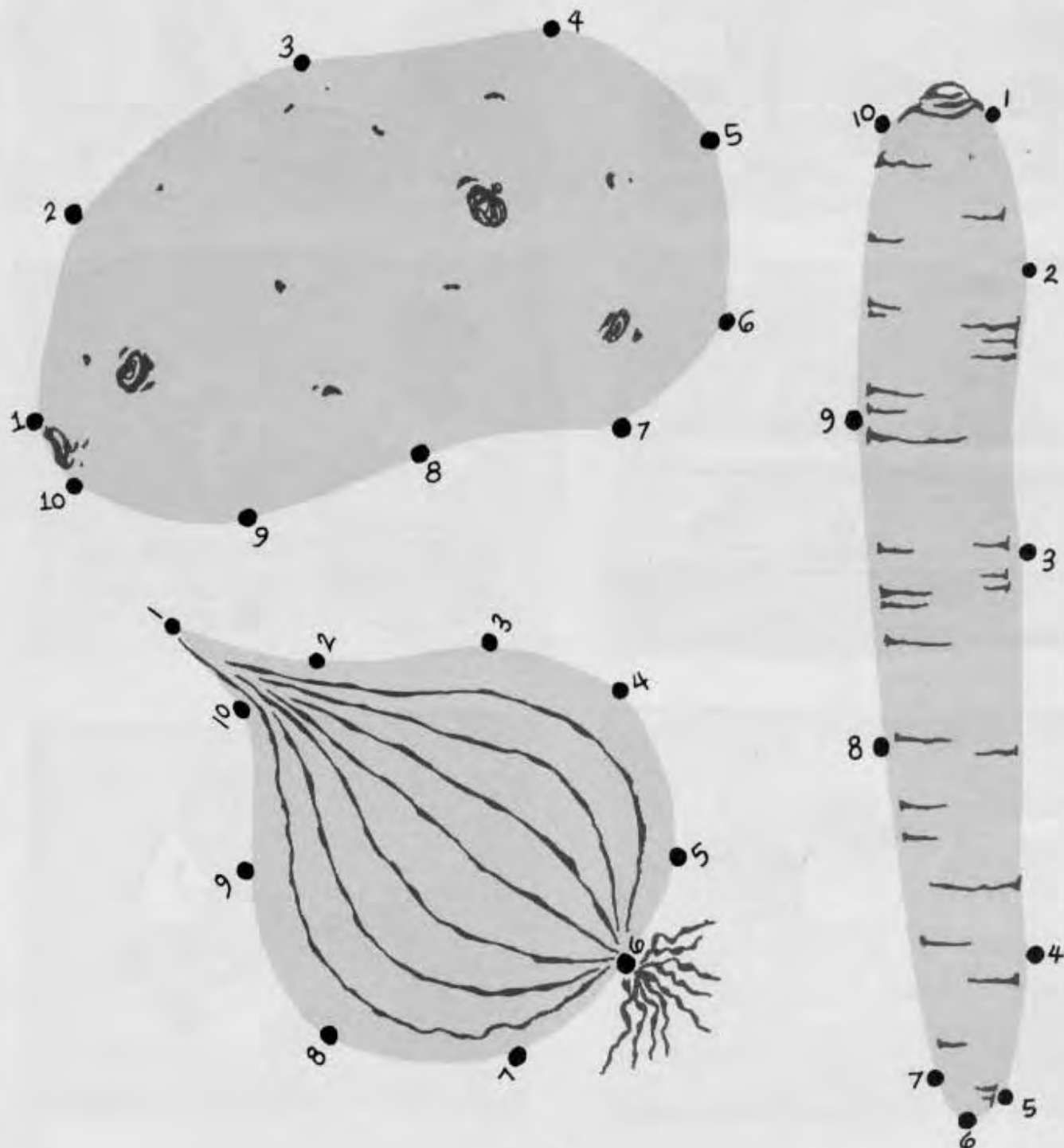


We work together (see 1 Cor. 3:9).

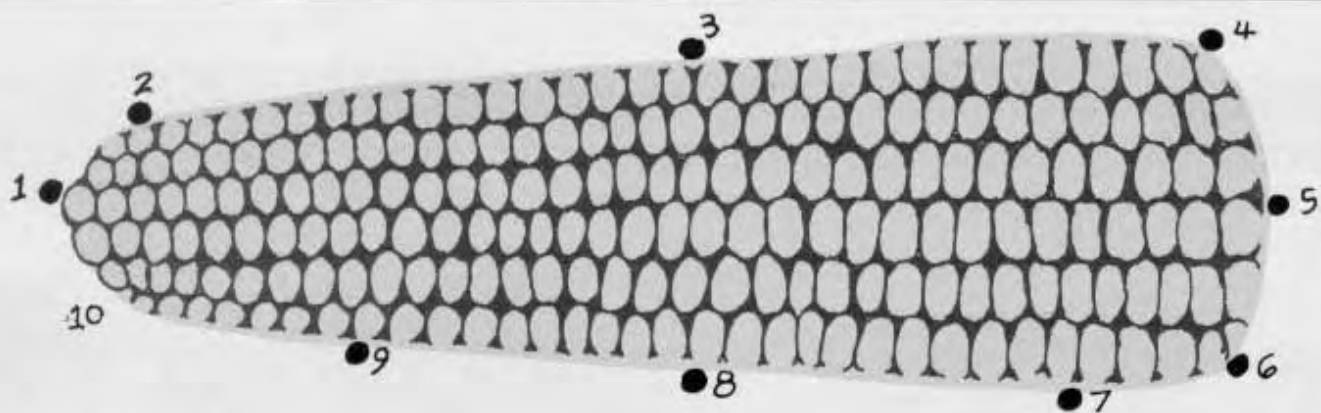


Thank You, God, for work that is fun to do.

Some families enjoy planting gardens. They work to make vegetables grow. Connect the dots and discover foods that grow in the garden.



God gives food to us (see Psalm 136:25).



Thank You, God, for plants that grow. Thank You, God, for food to eat.

Jesus went to church with His family. He asked questions. He listened. He read the Bible. Draw a circle around pictures that show what your family does at church.




Jesus' family went to church (see Luke 2:27).



Thank You, God, for the things we do together in church.

Families worship in many different kinds of church buildings. Mark the church that is different in each row.



In which row is the church upside-down?
Which row has four churches?
In which row is the church little?



I like to go to church (see Psalm 122:1).

Draw a picture of your church. Draw a picture of someone who goes to your church.



Thank You, God, for our church building. Thank You for our church family.

At church families learn about missionaries who live in many places. Draw a line from the word to the picture of a place where a missionary might work.



city
farm
desert
beach





mountain




God loved us and sent His Son (see 1 John 4:10).

Missionaries have different jobs. Match the missionary with the tool he or she uses.



Thank You, God, for missionaries who go and tell people about Jesus.

Missionaries tell people who work on ships about Jesus. Connect the dots to find a place where people work.



God made the ocean and the dry land (see Psalm 95:5).

Help the ship reach the shore. Does your family ever ride in a boat?



Dear God, please help missionaries who tell people about Jesus.

Some families travel to help missionaries. Connect the dots to find one thing a missionary needs help to build.




We are helpers (see 2 Cor. 1:24).

Circle the items used to build a church.



Thank You, God, for people who help missionaries.

Mission centers are found in large cities. People who need help visit the centers. Missionaries at mission centers help people get food and clothes or find a doctor. Help a family find the way to the mission center.




Help one another (see Gal. 5:13).

Giving is a way your family can help people who visit a mission center. Look at the things on the left that you can give. Draw a line to the matching item on the right.



Thank You, God, for ways my family can help.

Giving money helps missionaries tell other people about Jesus. In each row look at the pictures of things your money can buy. Name the three things that are alike. Mark the one that is different.



God loves a cheerful giver (see 2 Cor. 9:7).

Count the coins. Circle the number which tells how many coins you count in each box.



1

4

6



2

5

3



4

7

3



8

5

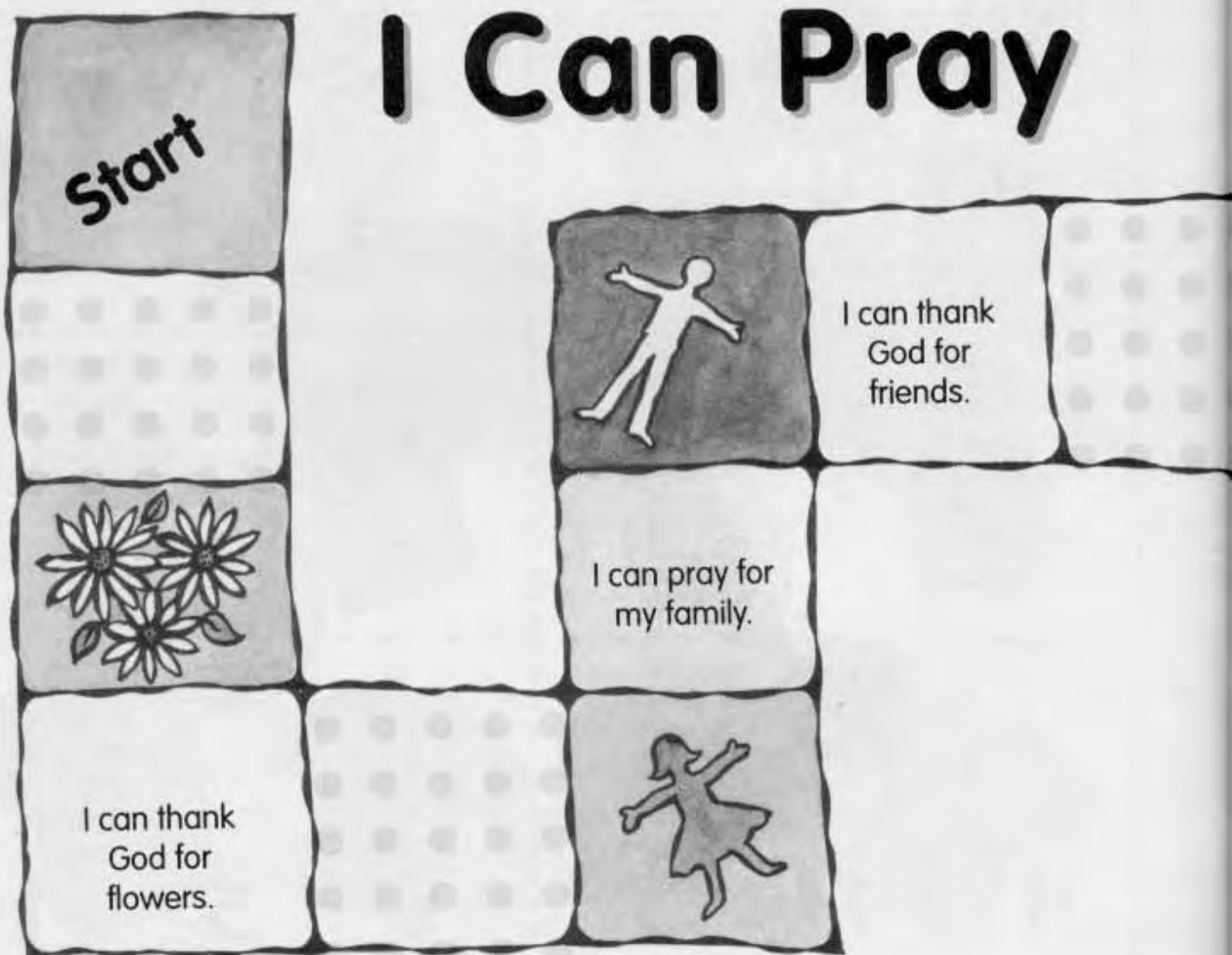
1



Thank You, God, that my family can help others by giving money.

My family prays at different times. My family prays when we work and play. We pray about many things.

How to play: Use buttons for markers. Flip, spin, or shake a coin for moves: heads—move one space; tails—move two spaces.



Pray for one another (see James 5:16).

I can pray for
church
helpers.



I can thank
God for
animals.



I can thank
God for food.

I can thank
God for family.

I can pray for
people who
need help.



I can pray for
missionaries.



I can thank
God for the
Bible.



Finish



Thank You, God, for prayer.

Thank You, God.

On each page, draw a picture of something you want to thank God for.

God gives us things to enjoy (see 1 Tim. 6:17).



It is a good thing to give thanks to God (see Psalm 92:1).

Everything God made is beautiful (see Eccl. 3:11).



Thank You, God, for all of these things.

Make a picture for your family. Draw a big red flower in the vase.
Draw two small, yellow flowers in the vase. Draw one blue flower in the
vase.



Thank You, God, for my family.



My Family Plays and Prays

promotes creating an atmosphere where prayer, loving, and serving God are a part of play and work. Use this book to help make prayer thoughts and Bible thoughts a part of daily life for your family.

