



Mission Friends

Preschoolers are like sponges, which means teachers have an incredible opportunity to lay a significant foundation about God and His love for all the peoples of the world. By emphasizing missions with preschoolers, we expose their hearts and minds to important truths about the character of God, the exclusivity of Jesus, and the people of the world who need to hear about Christ.

Mission Friends® serves preschool boys and girls (birth through kindergarten). Through Mission Friends, preschoolers

- become aware God wants everyone to know of His love;
- **learn** to focus less on themselves and more on others;
- apply the Bible to their lives as they learn to **pray** for and **give** to missions; and
- **do** missions by helping alongside family members and their church.

Churches that provide preschoolers a missions foundation benefit as their preschoolers grow toward God and learn they can tell others about Jesus' love.



Keep Reading to
Find Out How You
Can Save 20%!

WMU®
God's mission.
Our passion.



Curriculum Resources

Mission Friends Leader

Session plans, weekly activities, and mission stories are included to help establish missions awareness and involvement for preschoolers.

Annual subscription (4 quarterly issues):

- Print - \$26.99
- Digital - \$24.99
- Print/digital bundle - \$30.99

Mission Friends Leader Kit

Games, songs, posters, and photos are included to enhance the learning activities found in Mission Friends Leader.

Annual subscription (4 quarterly issues) • \$84.99



To purchase, visit wmustore.com or call Customer Service at (205) 995-4850 Monday–Thursday, 8:00 a.m.–5:00 p.m. (CT).



Keep Reading to
Find Out How You
Can Save 20%!

How do I get missions discipleship started at my church?

1

Read through the **one-week** lesson below.



2

Check out [wmu.com/howtoleadpreschool](https://www.wmu.com/howtoleadpreschool) if you have questions about getting started.

3

Schedule a free, no-strings-attached **video call** with a WMU consultant to make sure all your questions are answered.

For questions about starting or leading a group:
Contact us at churchwide@wmu.org.

4

Don't forget to connect with your state and associational WMU for events and training. Find links to state WMU websites at [wmu.com/statecontacts](https://www.wmu.com/statecontacts).

New Customers: Save 20% Today!

Ready to get started and be on mission? **Enjoy 20% savings** on your **new curriculum order** by calling WMU Customer Service at (205) 995-4850, Monday–Thursday, 8:00 a.m.–5:00 p.m. CT. Be sure to mention promo code **START20**. (Some restrictions apply. Discount not available at [wmustore.com](https://www.wmustore.com).)

WMU[®]
God's mission.
Our passion.

Meet the Missionaries September 2024

Missions Area: Paris, France

Concept Area: World

Writer: Andrea Floyd

1 of 9 Christian concepts we teach



Jason and Cassie Harris serve the people in Paris, France as they focus on planting churches (starting new churches) throughout the city. Since most people in France speak French, the entire family needed to learn to speak French. It took Mr. Harris about a year to learn French, while Mrs. Harris is still learning the language.

Mr. Harris is a team leader who works with the other missionaries who live in the city to start new churches. Mrs. Harris helps in many ways and spends time with the people who live in Paris.

The 2024 Summer Olympics were just held in Paris. Mr. and Mrs. Harris were involved in outreach activities during the Olympics such as Olympic pin trading, giving out water bottles, street art, music, and sharing the gospel in areas they hope to start new churches.

The Harrises have four children: Kerah (14), Jude (11), Silas (9), and Ethne (3). Their children help by inviting other children to join them for art projects, passing out water bottles, and trying to have conversations about Jesus with their friends at school.

Visit [wmu.com/preschool](https://www.wmu.com/preschool) for more information and activities.

- See select activity sketches on page 21.
- Extra Activities are available as Free Downloads. Visit [wmu.com/preschool](https://www.wmu.com/preschool) and click on the Free Downloads tab.



Help them practice what they are learning!

Helping Others Activities

Threes and Fours will collect water bottles, add labels telling of Jesus' love, and give them out when they go with their families to a local sporting event. See Session 2.

Kindergarten will make cards inviting people to church and fill snack bags to give out when they visit a park with their families. See Session 4.

Prayer Requests

1. Pray for the team of missionaries in Paris to work together well and have more people join them.
2. Pray for the Harrises as they begin using computers to connect with people in Paris.
3. Pray for the outreaches for people who speak English.
4. Pray for the Harrises to have good friendships so they can tell friends about Jesus.
5. Pray for good follow-up to the Olympics ministries and outreaches, and for new churches to be started in neighborhoods where the gospel was shared.

September Activities and Ideas

Babies, Ones, and Twos

Missions Area:

Paris, France

Concept Area:

World

Writer: Janora Skeens

Supplies

Pictures 1-4*

Kit items 1, 2*

Mission Friends Digital Package,*
E238101, \$8.99

"Mission Friends at Home for Babies,
Ones, and Twos" (p. 63)

play dough

baguettes

butter

baby-safe biscuits

toy dishes, tea pot, and cups

2-6-piece wooden puzzles about
Jesus

paint smocks

paint daubers

large sheets of white paper

inflated beach balls

Books

*Around the World / Alrededor del
mundo,** E188101, \$1.99

Display the "world" poster from the
Mission Friends Digital Package all
month.

**All Songs are from *Sing to the
Tune.****

***See page 2, Important Resources
Information.**

Note: Give parents "Mission Friends
at Home for Babies, Ones, and Twos,"
page 63.

Outcomes

Babies, ones, and twos will learn that missionaries tell people about Jesus. They will hear about missionaries Jason and Cassie Harris.

Bible Thoughts

Jesus had friends (see Luke 2:52).
Love one another (see 1 John 4:7).

Activities

Make Bread with Play Dough

Post the allergy alert chart. Show how to roll, pat, and shape play dough into loaf shapes. Talk about the baguettes people eat in France where Jason and Cassie Harris live. Sing "Missionaries Go," page 34. Show Pictures 1-4.

Taste Baguettes and Butter

Post the allergy alert chart. Serve baguettes with butter for ones and twos to taste. Say: Missionaries Jason and Cassie see people carrying baguettes in Paris. People in Paris eat baguettes.

Give babies age-appropriate biscuits to taste.

Read a Book

In advance, prepare kit item 2, "Tell People About Jesus."

Sing "Missionaries Tell," page 35. Picture read *Around the World*. Share about the Paris Summer Olympics. Say: Many people went to Paris for the Olympics. The Harrises told people they met about Jesus.

Open the Bible and read: Jesus had friends (see Luke 2:52).

Enjoy a Café

Set out toy dishes, tea pot, and cups for ones and twos to pretend to have tea with friends. Say: Jason and Cassie love their friends. They enjoy having coffee with friends at cafés.

Open the Bible and read: Love one another (see 1 John 4:7).

Work Puzzles About Jesus

In advance, prepare kit item 1, "Bible Thought Fun." Add Bible markers to the Bible.

Let ones and twos toss the cube. Say Bible thoughts from the cube as babies pull markers from the Bible. As preschoolers work puzzles about Jesus, share that missionaries tell people about Jesus.

Open the Bible and read: Jesus had friends (see Luke 2:52).

Paint with Daubers

Set up white paper with two colors of paint daubers. Provide paint smocks. Show ones and twos how to dot the paper. Say: Missionary Cassie loves to paint. She invites ladies to her home to paint and tells them about Jesus.

Beach Ball Olympics

Invite ones and twos to toss and catch beach balls. Let a baby hold a beach ball. Say: Missionary Jason and his helpers met people at the Olympics, traded Olympic pins, gave out water bottles, and told people about Jesus.

*Choose a few activities each week.
Babies, ones, and twos love repetition!*

*A longer version of the story is
provided for kindergartners.*

Outcomes

Preschoolers will meet Jason and Cassie Harris, missionaries in Paris, France. Focusing on the concept of **world**, preschoolers will learn missionaries tell people around the world about God and Jesus.

Activities

ART—Easel Painting

In advance, prepare tempera paint and easel.

Have preschoolers wear aprons as they easel paint. Say: The Harrises had art in the park for children. The missionaries met new families they could tell about God and Jesus.

BLOCKS—Build Towers

In advance, search online for pictures of the Eiffel Tower.

Show the pictures. Encourage preschoolers to create their own unique towers with blocks. Say: Jason and Cassie Harris are missionaries in Paris, France.

BOOKS—Around the World

In advance, tape pictures of multicultural people on the globe.

Read *Around the World*. Guide preschoolers to gently spin the globe to find a picture. Say: Missionaries tell people around the world about God and Jesus.

HOMELIVING—Sidewalk Café

In advance, prepare kit item 7, “French Food.” Arrange tables side-by-side to resemble sidewalk café tables.

Invite preschoolers to serve customers pretend coffee and French food. Say: People in France like to drink coffee, eat meals, and talk to friends at sidewalk cafés. The Harrises show love to the friends they meet.

Open the Bible and read: Love one another (see 1 John 4:7).

MUSIC AND MOVEMENT—Go and Tell

Discuss Picture 1. Name the family members. Sing “What Missionaries Do,” page 34, substituting “Paris, France” and “Harrises.” Say: Missionaries tell people around the world about God and Jesus. Who can we tell?

NATURE—Nature Items

Post the allergy alert chart. Ask preschoolers to share about times they’ve gone to a park as they explore nature items that could be found in a park. Say: Going to the park is one way the Harrises meet other families.

PUZZLES AND MANIPULATIVES—Tour Paris

In advance, prepare kit item 5, “Tour Paris.” Make a large painter’s tape loop on the floor. Tape picture cards on the loop.

Read a sentence card. Invite a preschooler to drive a toy bus to the matching picture. Continue with other pictures. Say: The Harrises meet people in Paris who need to hear about God and Jesus.

See page 11 for Group Time and story.

September Session 1

Threes and Fours

Missions Area:

Paris, France

Concept Area:

World

Writer: Brenda Morris

Supplies

Picture 1*
Kit items 5, 7*
Mission Friends Digital Package,*
E238101, \$8.99
“Mission Friends at Home” (p. 22)
tempera paint
paint brushes
easel
painting paper
electronic tablet
pictures of people of other cultures
world globe
small tablecloths
serving tray
toy plates, cups, and coffee pot
twigs, leaves, rocks, and flowers
painter’s tape
toy buses
for Group Time:
 electronic tablet
 Picture 1*
 markers
 paper

Books

*Around the World / Alrededor del mundo,** E188101, \$1.99

Bible Thoughts

Love one another (see 1 John 4:7).

Display the “world” poster from the Mission Friends Digital Package all month.

All songs are from *Sing to the Tune*.*

***See page 2, Important Resources Information.**

September Session 1

Kindergarten

Missions Area:

Paris, France

Concept Area:

World

Writer: Brenda Morris

Supplies

Picture 2*

Kit item 18*

Mission Friends Digital Package,*
E238101, \$8.99

"Mission Friends at Home" (p. 22)

wood picture frames

assorted paper and craft supplies

glue sticks

pictures of Paris

toy telephones

cutting board and knife

paper plates

brie cheese

baguette

electronic tablet

buttons

for Group Time:

electronic tablet

Picture 1*

markers

paper

Books

Check libraries for:

picture books about France and
the Summer Olympics

Bible Thoughts

A friend loves at all times (see Prov.
17:17).

Display the "world" poster from the
Mission Friends Digital Package all
month.

**All songs are from *Sing to the
Tune*.***

***See page 2, Important Resources
Information.**

Outcomes

Kindergartners will learn about Jason and Cassie Harris, missionaries in Paris, France. Focusing on the concept of **world**, kindergartners will hear that missionaries tell people in other countries about Jesus.

Activities

ART—Art Museum

Discuss what kindergartners could see in a museum. Guide them to create collages with paper and craft supplies. Frame, label, and display the art for others to see. Say: The Louvre is a famous art museum in Paris. Jason and Cassie Harris are missionaries in Paris, France.

Tip: See sketch on page 21.

BLOCKS—Paris Buildings

Show pictures of Paris. Encourage kindergartners to use blocks to create buildings that could be found in Paris. Say: The Harrises moved to Paris to tell people in other countries about Jesus.

BOOKS—Mr. Harris

Discuss Picture 2. Picture read books about France and the Summer Olympics. Let kindergartners use toy telephones to pretend to call people to plan for the Olympics. Say: Mr. Harris plans with churches in France and other countries to find ways to share about Jesus. He did a lot of planning for the Summer Olympics.

HOMELIVING—Taste Brie and Baguettes

Post the allergy alert chart. Show the whole cheese and bread. Serve kindergartners a slice of baguette with some brie to taste. Say: Many French farmers make brie and bakeries make baguettes. The Harrises like baguettes so much they named their cat Baguette!

Caution: Keep knife away from kindergartners.

MUSIC AND MOVEMENT—Summer Sports

Sing "This Is the Way I Like to Move," page 25, encouraging kindergartners to move like athletes training for summer sports. Say: Athletes and visitors were in Paris for the Summer Olympics. The Harrises worked with others to tell people who came to the Olympics about Jesus.

NATURE—Paris Parks

In advance, search online for pictures of Paris parks.

Discuss things kindergartners see in the park pictures. Say: Families in Paris visit city parks. The Harrises visit parks and make new friends there. What do you like to do when you visit a park?

Open the Bible and read: A friend loves at all times (see Prov. 17:17).

PUZZLES AND MANIPULATIVES—Paris Missionaries

In advance, prepare kit item 18, "Three-in-a-Row."

Read calling cards and let kindergartners place buttons on top of matching pictures on their cards to get three in a row. Say: The Harrises are missionaries in Paris.

Group Time Tip:

In advance, search online for pictures of Paris, including city parks.

Introduction

Show Picture 1 and pictures of Paris. Name family members (clockwise beginning with Mr. Harris: Jason, Cassie, Silas, Ethne, Jude, Kerah). Say: Listen to hear a way the missionaries meet new people.

Tell the Story

A mission story is provided for each session.

Art in the Park

The Harris family walked along the busy sidewalk. They could smell freshly baked bread. "Delicious baguettes," sighed Cassie Harris, sniffing the air.

They saw people sitting at cafés, visiting, and sipping coffee. "I love having coffee with friends," said Jason Harris.

"There's the park," shouted Kerah.

"Art in the park!" said Jude.

"Mom, I am glad you are an artist so we can do art in the park," said Silas.

Mrs. Harris put Ethne down to walk. "Teaching art in the park is a great way to meet new people," she said.

"Go find some friends to come and do art," said Mr. Harris. "I will help set up supplies."

The Harris children raced to invite children to do art. "Our mom is an artist!" said Silas. "Come and do art with us!"

Several children and their parents followed the Harris children to a picnic table.

"Bonjour [BONE-zhur]! Hello!" said Mrs. Harris.

The children were soon drawing things they saw at the park.

"I love to draw things that God created," said Jude. "Animals are my favorite."

"I like to draw rainbows," said a young girl.

Mr. Harris visited with the parents and introduced his family. "We live in a nearby apartment," he shared. "We love coming to this park."

"We live nearby too," said one man. "Maybe we will see you at the park again sometime."

"I hope so," said a smiling Mr. Harris.

Stop here for Threes and Fours.

Ask: Why did the Harrises go to the park? What do you like to do at a park? (Go to Prayertime below.)

A longer version of the story is provided for Kindergartners.

Continue for Kindergarten

Mrs. Harris heard the girl mention the rainbow. "There is a story in the Bible about the rainbow," she said.

Kerah excitedly told the girl the story of Noah, the ark, and God's promise.

Mr. Harris listened, and then asked, "What do you do on Sundays?"

"We usually sleep late and then enjoy breakfast," said one dad.

"You should join us next Sunday for church," invited Mr. Harris. "We will sing songs and hear more Bible stories about Jesus."

"I will think about it," said the man. "Thank you for inviting us."

Ask: Why did Mr. Harris invite the man and his family to church? Who can you invite to church?

Don't forget to reference the prayer requests from page 6.

Prayertime

Pray for Jason and Cassie Harris as they make new friends and tell people in Paris about Jesus and His love for all people.

Closing Activity

Let preschoolers draw on paper with markers and pretend to be an artist in Paris.

Give out September "Mission Friends at Home," pages 22–23.

September Session 1

Group Time

Missions Area:

Paris, France

Concept Area:

World

Writer: Andrea Floyd

September Session 4

Threes and Fours

Missions Area:

Paris, France

Concept Area:

World

Writer: Brenda Morris

Supplies

Picture 3*
Kit item 6*
electronic tablet
manila folders
toy trains and tracks
people figures
baskets
play foods and baked goods
artificial flowers
newspapers
masking tape
play paper money
tote bags
fresh flowers
play dough
rolling pins
cookie cutters
for Group Time:
back-to-school pictures
toy cookies

Books

Always Remember to Pray,* W168103,
\$8.99

Bible Thoughts

Do good and share (see Heb. 13:16).

All songs are from *Sing to the Tune*.*

*See page 2, Important Resources Information.

Outcomes

Preschoolers will hear that French people are important to Mr. and Mrs. Harris. Focusing on the concept of **world**, they will hear God showed everyone His love by sending Jesus to the world.

Activities

Provide both active and quiet activities for preschoolers to choose from.

ART—Draw French Houses

In advance, search online for pictures of Paris French houses and apartments.

Show pictures, pointing out shutters and balconies. Provide markers so preschoolers can draw a French house on a manila folder. Open the folders and help preschoolers stand the houses beside each other. Say: French people are important to the Harrises. They invite people to their home to learn about God's love.

Tip: See sketch on page 21.

BLOCKS—Train Travel

Encourage preschoolers to build tracks and roads for people figures. Say: Many people ride a train to get to Paris and get around Paris. The people in France are important to the Harrises.

BOOKS—God Loves People

Discuss Picture 3. Read *Always Remember to Pray*. Say: The Harrises want people in Paris to go to church. We can pray for people to want to learn that God showed His love by sending Jesus to the world.

Pray together.

HOMELIVING—Go Shopping

In advance, arrange a market with baskets of play food and flowers. Make baguettes by twisting newspaper into a baguette shape and wrapping it with masking tape.

Provide play money and tote bags for preschoolers to shop. Say: The Harrises shop at markets for freshly baked goods like baguettes. The Harrises live in Paris because the people are important to them.

Tip: See sketch on page 21.

MUSIC AND MOVEMENT—Name the Sport

Use kit item 6, "Olympic Sports Puzzles." Invite preschoolers to work puzzles and then act out the sports. Say: God showed His love by sending Jesus to all the world—to everyone at the Olympics and everyone around the world.

NATURE—Fresh Flowers

Post the allergy alert chart. Let preschoolers smell and touch the flowers. Say: People buy fresh flowers at Paris markets. People in France are important to Mr. and Mrs. Harris.

PUZZLES AND MANIPULATIVES—Play Dough Cookies

Post the allergy alert chart. Set out play dough, rolling pins, and cookie cutters for preschoolers to make play dough cookies. Say: Mrs. Harris made cookies to share at the park with neighbors and their children. French people are important to Mrs. Harris.

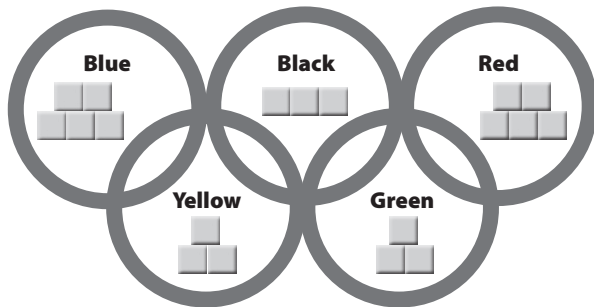
Open the Bible and read: Do good and share (see Heb. 13:16).

See page 20 for Group Time and story.


September Activity Sketches

For Threes and Fours

Session 2, BLOCKS—Build Olympic Areas (p. 12)




Session 3, MUSIC AND MOVEMENT—
Climb the Tower (p. 15)



Session 4, ART—Draw French Houses (p. 18)



Session 4, HOMELIVING—Go Shopping (p. 18)




For Kindergarten


Session 1, Art—Art Museum (p. 10)



Session 2, BLOCKS—Olympic Medals (p. 13)



Session 3, ART—Paper Designs (p. 16)



September 2024

Starting Churches and Growing Friendships in Paris

MISSION FRIENDS



Take missions discipleship home to help parents reinforce learning about and praying for missions.

Jason and Cassie Harris are missionaries in Paris, France. Mr. Harris leads the missionary team in Paris, which is focused on starting new churches throughout the city and its many suburbs.

Paris hosted the recent Summer Olympics. Mr. Harris and his team went out to meet and help people who visited Paris for the Olympics. They shared the good news of Jesus with many of the people they met.

Mr. and Mrs. Harris have four children: Kerah (14), Jude (11), Silas (9), and Ethne (3).

Pray that the Harris family can build new friendships in Paris and share Jesus with those they meet.










September 2024

Families on Mission Calendar


Missionaries: Jason and Cassie Harris

Missions Area: Paris, France


Concept Area: World

Sunday	Monday	Tuesday	Wednesday	Thursday	Friday	Saturday
	2 Jason Harris leads a team of missionaries in Paris, France. Share a picture of the Eiffel Tower. Invite your preschooler to build her own tower with blocks.	3 Escargot [es-CAR-go] (snails) is a popular snack in Paris. Use ribbon to attach an empty box to your preschooler's back and challenge him to crawl around slowly like a snail. Caution: Supervise carefully.			6 Paris is known for its many boulangeries [BOO-lawn-zhr-ee] (bakeries). Bake bread with your preschooler.	7 There are many neighborhoods in Paris without churches that love Jesus. Pray with your child that new churches will be started in Paris.
8 Paris hosted the Summer Olympics with 32 sports. See how many summer Olympic sports your family can name. Visit Olympics.com for the full list. Choose one for your child to act out.		11 Use a tablet to find the song "Jesus Loves Me" in French. Sing along with your child. Pray that God would help people in Paris choose to love Jesus.	12 Mr. Harris and many volunteers handed out Olympic trading pins to meet visitors and tell them about Jesus. Provide paper and crayons so your preschooler can design her own trading pin.		14 People from all over the world visited Paris for the Olympics. Download and read <i>Around the World</i> .*.	
15 Sometimes the Harrises visit parks to pass out water bottles and meet people. Visit a local park and help your child offer water bottles to people there.	16 Mrs. Harris makes friends by inviting ladies over to paint. Allow your preschooler to invite a friend over to paint with watercolors.	17 Mr. Harris meets new people by setting up a chess board in a city square and inviting others to play. Play a card game or board game with your family.		20 Read <i>Be Kind, Make Friends</i> .* Open the Bible and read: A friend loves at all times (see Prov. 17:17).		
	24 Ethne, the Harris' three-year-old daughter, loves to play with dolls. Invite your preschooler to play with dolls or action figures.	25 Most people in Paris speak French. Sing together "Good Is So Good (French)," page 37, <i>Sing to the Tune</i> .*.	26 Kerah, Jude, and Silas Harris all play an instrument. Give your preschooler an empty water bottle filled with beads to shake as you play music.		28 Go to wmu.com/preschool and click the Play and Learn tab. Print out the Play and Learn page for your child to do.	
29 Practice saying Bonjour [Bone-j-oor] and Au revoir [OH reh-v-wahr]. Share that the Harrises say Bonjour (hello) and Au revoir (goodbye) when they speak French in Paris.						


*Borrow from your child's Mission Friends class or church library; or order from wmustore.com/preschool.




The missionaries drink coffee at cafes as they tell people about Jesus.



Jason and Cassie Harris give water to people at city parks.



The missionaries give cookies to children at the playground where the missionary children play.



The Harrises invite women to their home to study the Bible.



Mission Friends Leader Kit and Picture Set

Fall 2024

Babies, Ones, Twos

Kit Item 02 (Babies, Ones, and Twos)
Tell People about Jesus (September)

Mount on card stock and cover with clear self-adhesive plastic. Cut apart pictures. Use as directed in September to explain ways the missionaries tell people in Paris about Jesus.

02

Stand on one foot.



Cross your legs.



Touch the floor.



Jump.



Reach up high.



Turn around.



Mission Friends Leader Kit and Picture Set

Fall 2024

Babies, Ones, Twos

Kit Item 03 (Babies, Ones, and Twos)
Action Game (October)

Mount item on card stock and cover with clear self-adhesive plastic. Cut apart cards. Put cards in a gift bag. Use as directed in October.

03




Mission Friends Leader Kit and Picture Set

Fall 2024

Babies, Ones, Twos

Kit Item 04 (Babies, Ones, and Twos)
Don and Maria (November)

Mount on poster board and cover with clear self-adhesive plastic. Cut apart pictures for preschoolers to hold and move around the room. Use in November.






Paris city park



Paris church

The Harris
es
meet new
friends at
parks in
Paris.

Mr. Harris
works with
churches to
tell people in
France about
Jesus.



The Louvre



Sidewalk café

Mrs. Harris
likes art.
The Louvre
is a museum
filled with
famous art.

People in
Paris enjoy
croissants
and coffee
at sidewalk
cafes.



Eiffel Tower



Paris apartment

The Eiffel
Tower is
a famous
landmark in
Paris.

The
Harris
live in an
apartment
in Paris.



Mission Friends Leader Kit and Picture Set

Fall 2024

Threes and Fours

Kit Item 05 (Threes and Fours)

Tour Paris (September)

Mount on poster board and cover with clear self-adhesive plastic. Cut apart cards and pictures. Use painter's tape to create a large loop road. Attach picture cards along the road. Use as directed in Sessions 1 and 3.



We work together
(see 1 Cor. 3:9).



Love one another
(see 1 John 4:7).



Do good and share
(see Heb. 13:16).



God made us
(see Psalm 100:3).



Mission Friends Leader Kit and Picture Set
Fall 2024
Threes and Fours

Kit Item 06 (Threes and Fours)
Olympic Sports Puzzles (September)
Mount on poster board. Cover with clear self-adhesive plastic. Cut apart puzzle pieces, keeping puzzles separate. Use as directed in Sessions 2 and 4.

Help
one
another
(see
Gal.
5:13).

Pray
for one
another
(see
James
5:16).

We are
helpers
(see
2 Cor.
1:24).

We work
together
(see
1 Cor.
3:9).

Do
good
and
share
(see
Heb.
13:16).

Plants in Brazil



Passionflower



Heliconia



Cacao tree



Coffee plant



Rubber tree



Orchid



Brazil nut tree



Mission Friends Leader Kit and Picture Set

Fall 2024

Threes and Fours

Kit Item 11 (Threes and Fours)
Bible Bookmarks (October)

Mount on card stock and cover with clear self-adhesive plastic. Cut apart bookmarks. Use as directed in Session 3.

11



Mission Friends Leader Kit and Picture Set


Fall 2024

Threes and Fours

Kit Item 12 (Threes and Fours)
Plants in Brazil (November)

Mount on card stock. Cover with clear self-adhesive plastic. Use as directed in Session 1.

12



A baby cow is called a calf.

Cows cannot see the color red.

Cows can walk upstairs but cannot walk down them.

Cows like to live with their friends in a group called a herd.

Cows love to have their backs rubbed.



Mission Friends Leader Kit and Picture Set

Fall 2024

Threes and Fours

Kit Item 13 (Threes and Fours)
Cow Facts (November)
Mount on card stock. Cover with clear self-adhesive plastic. Use as directed in Session 2.

13



Macaw



Frog



Orchid



Rice and beans



Cooking fire



Macaw



Frog



Orchid



Rice and beans



Cooking fire



Mission Friends Leader Kit and Picture Set

Fall 2024

Threes and Fours

Kit Item 14 (Threes and Fours)
Brazilian Matching Game (November)
Mount on card stock. Cover with clear self-adhesive plastic. Cut apart cards and use as directed in Session 3.

14



**Michele with
her motorcycle
and a flag**



**Michele at the Southern
Baptist Convention**



**Michele with
her motorcycle
and a flag**



**Michele at the Southern
Baptist Convention**



**F.A.I.T.H.
Riders
emblem**



**Michele
speaking
at a
Ridgecrest
Rally**



**F.A.I.T.H.
Riders
emblem**



**Michele
speaking
at a
Ridgecrest
Rally**



**Michele and her
husband Brad**



**Michele and
her motorcycle**



**Michele and her
husband Brad**



**Michele and
her motorcycle**




**Mission Friends Leader Kit and Picture Set
Fall 2024**

Kindergarten

Kit Item 23 (Kindergarten)
Motorcycle Matching (October)
Mount on poster board. Cut apart cards. Use as directed in Session 4.

How to play:

1. Place your river rock at **START**.
2. Choose a number card. Move your rock that number of spaces. Follow the directions in each space.
3. Collect as many cards as you can before you reach **STOP**.



Mission Friends! Leader Kit and Picture Set

Fall 2024

Kindergarten

Kit Item 24 (Kindergarten)
Floating House Game (November)

Mount on poster board. Cut apart gameboard and game pieces, keeping card groups separate. Cut apart number cards and place them in a plastic cup. To make playing pieces, use a permanent marker to add preschooler initials on small river rocks (one rock per child). Use as directed all month.